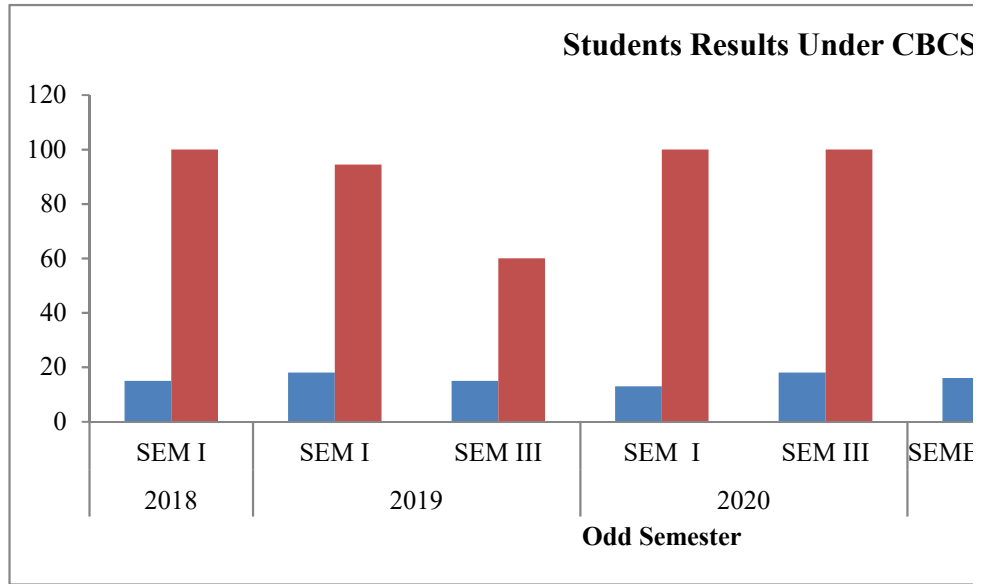


| |
|-------|
| |
| % |
| 100 |
| 94.44 |
| 60.00 |
| 100 |
| 100 |
| 93.75 |
| |

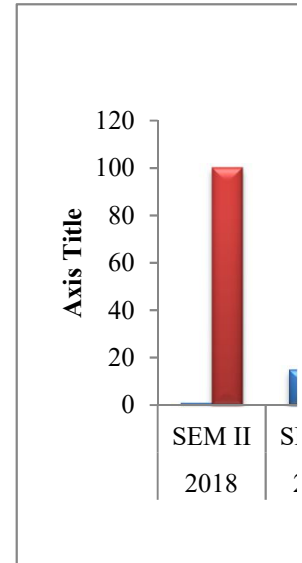
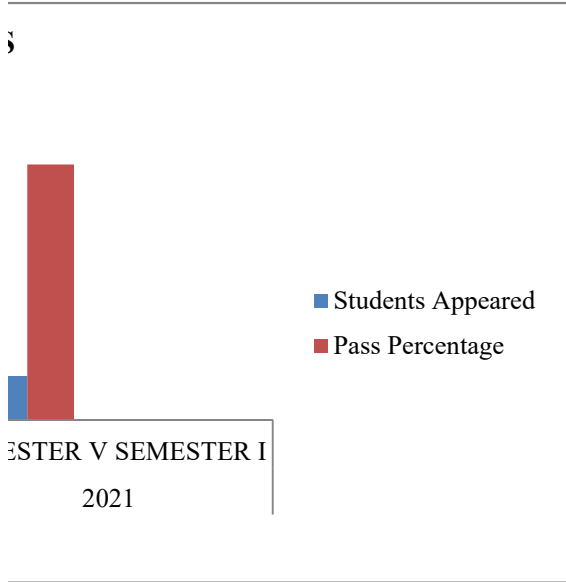
| ODD SEMESTER | | | |
|------------------|------|------------|-------------------|
| | | | Students Appeared |
| Y E A R | 2018 | SEM I | 15 |
| | 2019 | SEM I | 18 |
| | | SEM III | 15 |
| | 2020 | SEM I | 13 |
| | | SEM III | 18 |
| | 2021 | SEMESTER V | 16 |
| | | SEMESTER I | |

| |
|-------|
| |
| % |
| 100 |
| 93.33 |
| 55.56 |
| 100 |
| |
| 100 |
| 86.67 |
| |



| |
|-----------------|
| Pass Percentage |
| 100 |
| 94.44 |
| 60.00 |
| 100 |
| 100 |
| 93.75 |
| |

| | | |
|------------------|------|--------|
| EVEN SE | | |
| | | |
| Y E A R | 2018 | SEM II |
| | 2019 | SEM II |
| | 2020 | SEM II |
| | | SEM IV |
| | 2021 | SEM II |
| | | SEM IV |
| | | SEM VI |
| | | |



| SEMESTER | |
|-------------------|------------------|
| Students Appeared | Pass Percentages |
| 1 | 100 |
| 15 | 93.33 |
| 18 | 55.56 |
| 15 | 100 |
| 0 | 0 |
| 15 | 100 |
| 15 | 86.67 |
| | |

Students Results Under CBCS

