

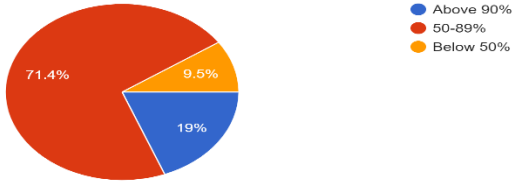
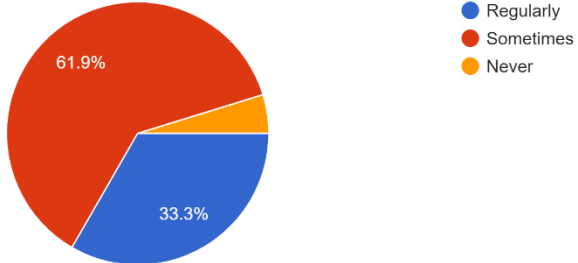
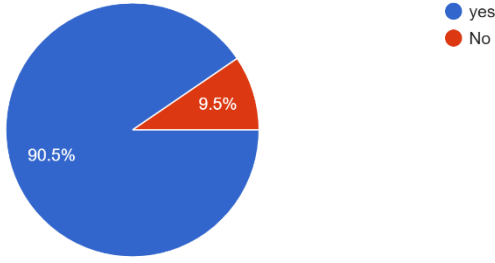
DEPARTMENTAL FEEDBACK FROM STUDENTS

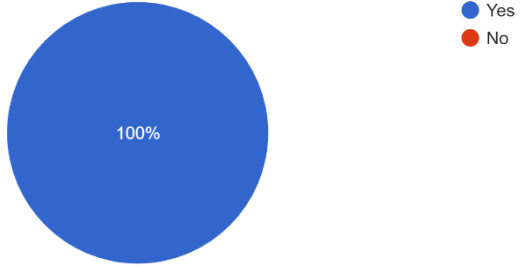
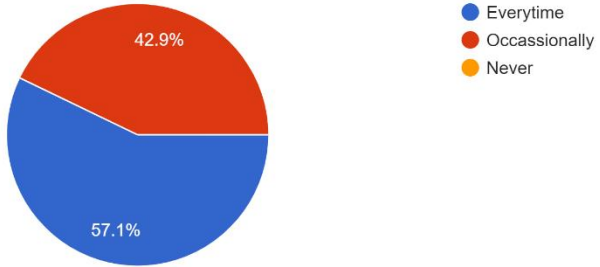
DEPARTMENT OF BOTANY

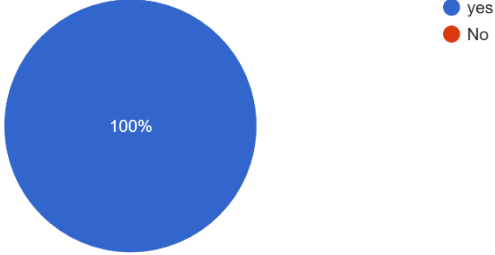
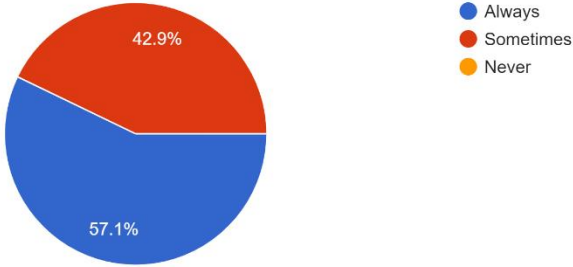
SEMESTER: Semester III and Semester V (HONOURS)

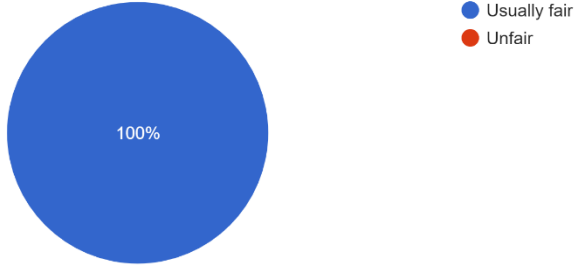
TOTAL NO OF STUDENTS RESPONDED: 21 (10 from Semester III +11 from Semester V)

Sl no	Question	Answer				Graphical representation
1	What percentage of syllabus was covered in your last semester?	Above 85%	70-84%	50-69%	Below 50%	<p>1. What percentage of syllabus was covered in your last semester? 21 responses</p> <p>A pie chart illustrating the distribution of syllabus coverage in the last semester. The chart is divided into four segments: Above 85% (33.3%), 70-84% (23.8%), 50-69% (38.1%), and Below 50% (4.8%). A legend on the right identifies the segments by color: blue for Above 85%, red for 70-84%, orange for 50-69%, and green for Below 50%.</p>
		33.3%	23.8%	38.1%	4.8%	
2	What percentage of	Above 90%	50-89%	Below 50%		

	teachers use ICT tools?	19%	71.4%	9.5%	<p>2. What percentage of teachers use ICT tools? 21 responses</p>  <p>Legend: ● Above 90% ● 50-89% ● Below 50%</p>
3	Does the Department take active interest in field visit/excursion as per syllabus	Regularly 33.3%	Sometimes 61.9%	Never 4.8	<p>3. Does the Department take active interest in field visit/ excursion as per syllabus? 21 responses</p>  <p>Legend: ● Regularly ● Sometimes ● Never</p>
4	Do you get access to your Departmental/ Seminal Library?	Yes 90.5	No 9.5		<p>4. Do you get access to your Departmental/ Seminal Library? 21 responses</p>  <p>Legend: ● yes ● No</p>

5	Does the Laboratory infrastructure is adequate to meet your academic need?	Yes		No		<p>5. Does the Laboratory infrastructure is adequate to meet your academic need?</p> <p>21 responses</p>  <p>A pie chart with a single blue slice representing 100% of the responses. A legend to the right shows a blue dot for 'Yes' and a red dot for 'No'.</p>		
		100%		0%				
6	Do your teachers illustrate the concepts through examples and applications?	Everytime		Occasionally		Never		<p>6. Do your teachers illustrate the concepts through examples and applications?</p> <p>21 responses</p>  <p>A pie chart with two slices: a blue slice representing 57.1% and a red slice representing 42.9%. A legend to the right shows a blue dot for 'Everytime', a red dot for 'Occasionally', and a yellow dot for 'Never'.</p>
		57.1%		42.9%		0%		
7		Yes		No				

	Do the Faculty and staff helpful and supportive?	100%	0%	7. Do the Faculty and staff helpful and supportive? 21 responses	 <p>A pie chart representing the responses to question 7. The chart is entirely blue, indicating that 100% of the 21 respondents answered 'yes'. A legend to the right shows a blue dot for 'yes' and a red dot for 'No'.</p>	
8	Do your teachers encourage you to participate in extra-curricular activity?	Always 57.1	Sometimes 42.9	Never 0%	8. Do your teachers encourage you to participate in extra- curricular activity? 21 responses	 <p>A pie chart representing the responses to question 8. The chart is divided into two segments: a blue segment representing 'Always' at 57.1% and a red segment representing 'Sometimes' at 42.9%. A legend to the right shows a blue dot for 'Always', a red dot for 'Sometimes', and a yellow dot for 'Never'.</p>
9		Never	Unfair			

	How far do you consider your internal evaluation process to be fair?	100%	0%	<p>9. How far do you consider your internal evaluation process to be fair? 21 responses</p>  <p>A pie chart with a legend. The legend shows a blue circle for 'Usually fair' and a red circle for 'Unfair'. The pie chart is entirely blue, with '100%' written in the center.</p>
10	Give suggestion for improvement of academic activity in your department.	<p>For practical purposes, it is necessary to buy the necessary things as much as possible. Give the right time All of good Give more details about any topic for better leaning experience. Give more example about any topic Give more details about any topic for better learning experience. Teachers should be more helpful Sufficient specimen should be applied for practical work, teachers should be concerned about that. Teachers should be more concerned about practical classes. Teachers should give us more notes and guide us Nothing, all teachers of our department is good I am very satisfied of this department Everything is well managed. The staffs as well as the teachers were always very helpful.. About the syllabus cover up-should improve a little bit. Good Library No comments Use of LCD projector</p>		

Feedback analysis:

The students have a positive opinion about syllabus covered in the last semester, excursion as per syllabus and use of ICT tools by the teachers. They are quite pleased with departmental library, laboratory infrastructure for their academic need. They seem to be satisfied with the support from faculty and staff. According to them, internal evaluation process is usually fair. However, a moderate rating was found on the teachers' encouragement in participating in extra- curricular activity. They suggested a few things for the improvement of academic activity in the department like use of LCD projector and to buy the necessary things for practical classes.