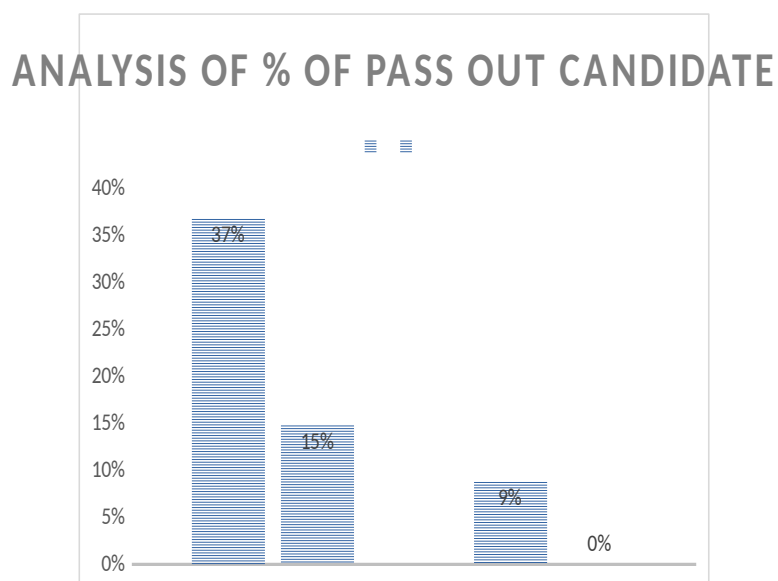
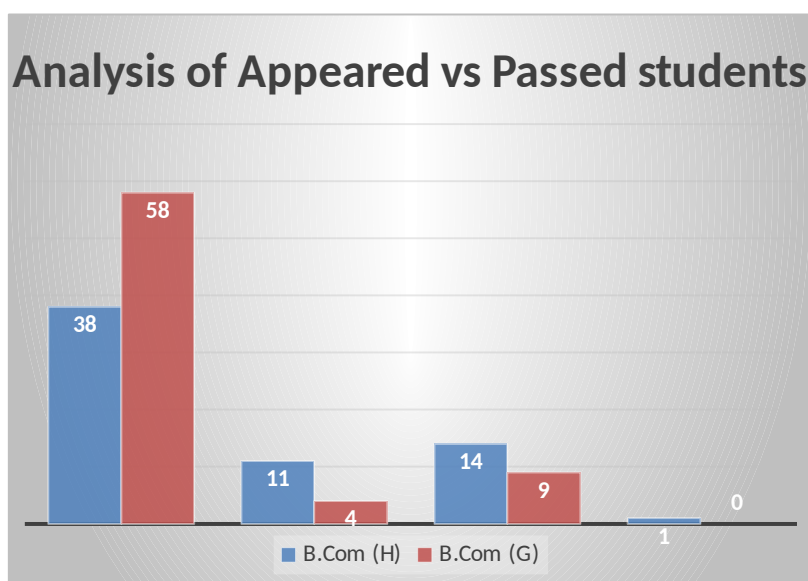


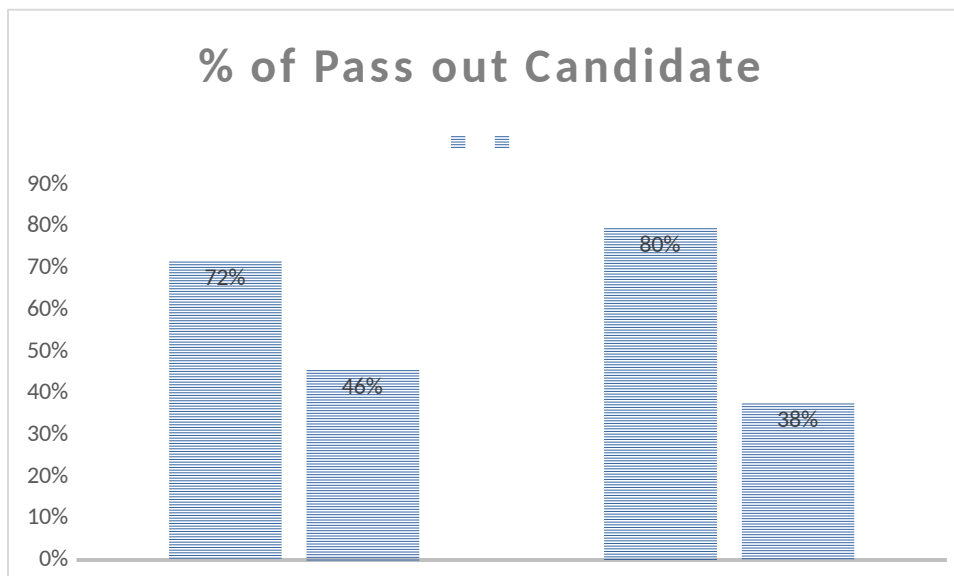
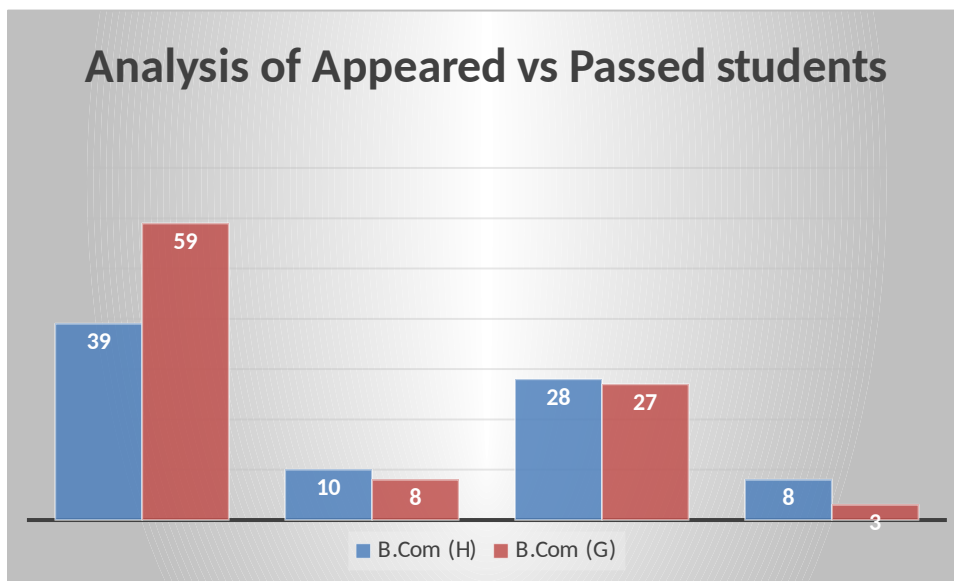
**Result for the Year 2016-17 (Registration year 2014-15)**

Subject	Appeared		Passed		Marks obtained 60% and above		% of Pass out Candidate	
	Male	Female	Male	Female	Male	Female	Male	Female
B.Com (H)	38	11	14	1	Nil	Nil	37%	9%
B.Com (G)	58	4	9	0	Nil	Nil	15%	0%



**Result for the Year 2017-18 (Registration year 2015-16)**

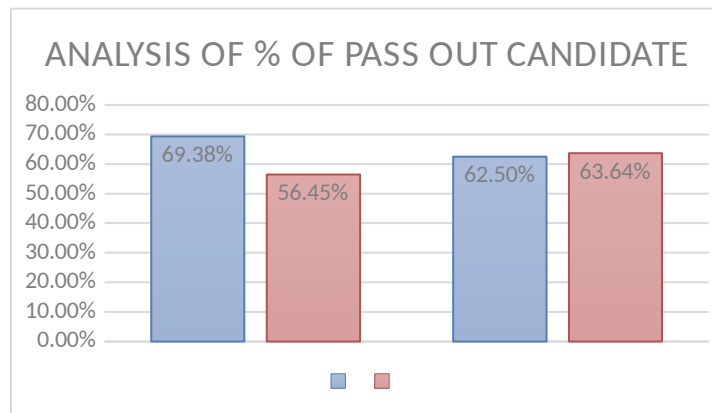
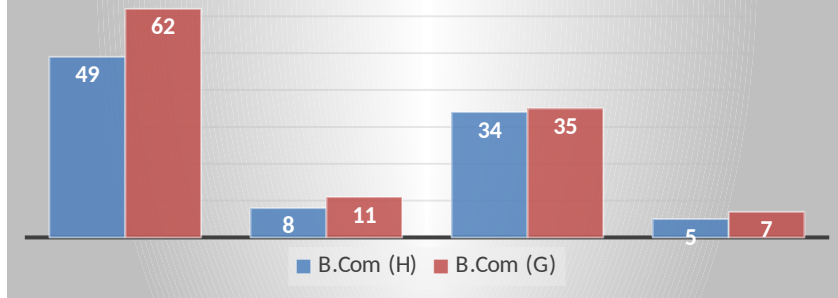
Subject	Appeared		Passed		Marks obtained 60% and above		% of Pass out Candidate	
	Male	Female	Male	Female	Male	Female	Male	Female
B.Com (H)	39	10	28	8	-	-	72%	80%
B.Com (G)	59	8	27	3	-	-	46%	38%



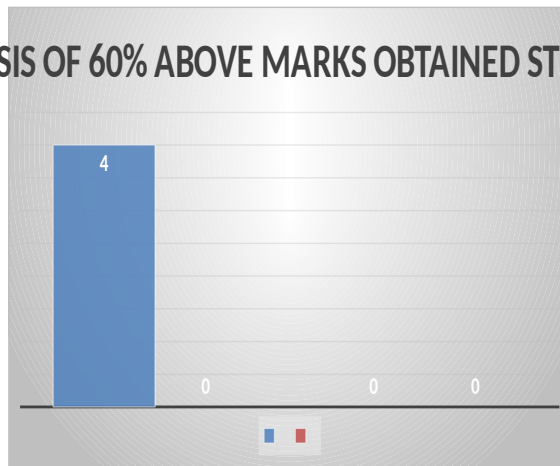
**Result for the Year 2018-19 (Registration year 2016-17)**

Subject	Appeared		Passed		Marks obtained 60% and above		% of Pass out Candidate	
	Male	Female	Male	Female	Male	Female	Male	Female
B.Com (H)	49	8	34	5	4	Nil	69.38 %	62.5%
B.Com (G)	62	11	35	7	Nil	Nil	56.45 %	63.64 %

## Analysis of Appeared vs Passed students



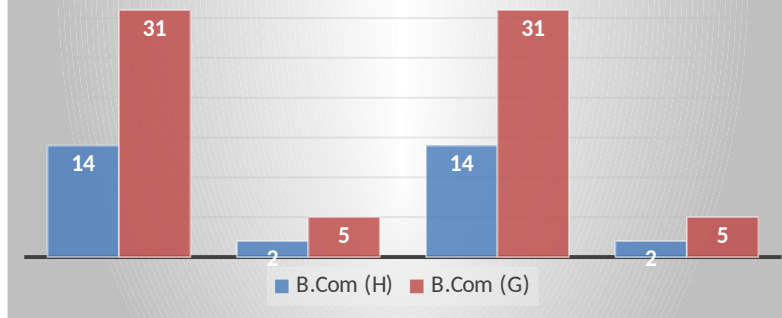
## ANALYSIS OF 60% ABOVE MARKS OBTAINED STUDENTS



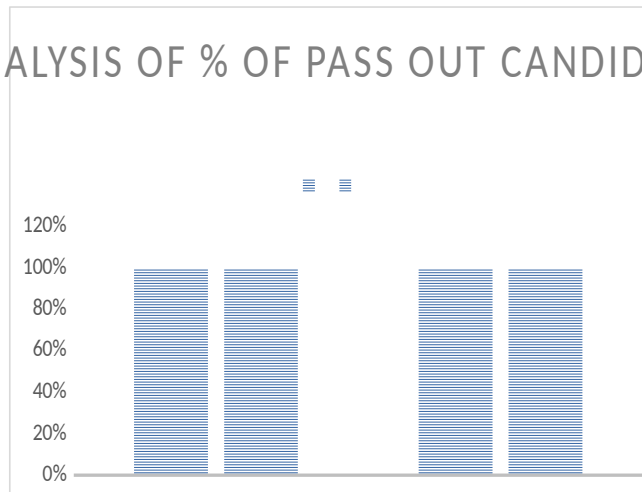
### Result for the Year 2019-20 (Under1+1+1 System)

Subject	Appeared		Passed		Marks obtained 60% and above		% of Pass out Candidate	
	Male	Female	Male	Female	Male	Female	Male	Female
B.Com (H)	14	2	14	2	1	Nil	100%	100%
B.Com (G)	31	5	31	5	Nil	Nil	100%	100%

## Analysis of Appeared vs Passed students



## ANALYSIS OF % OF PASS OUT CANDIDATE



## ANALYSIS OF 60% ABOVE MARKS OBTAINED STUDENTS

