



Phone 2627-2490 (College Off)
2627-2471 (Nsof Off)
2627-0289 (V.U. Off)
Fax : 91-33-2627-3241
E-mail : klb.college@gmail.com
Website : www.drklbcollege.ac.in

DR. KANAILAL BHATTACHARYYA COLLEGE

(Affiliated to the University of Calcutta)

RE-ACCREDITED WITH 'B' GRADE BY NAAC (Thrice)

DHARMATALA, RAMRAJATALA, SANTRAGACHI, HOWRAH-711 104

Ref. No.

Date :

1.4.1 DVV CLARIFICATION

2. Kindly provide the stakeholder Feedback Analysis Report signed by the Principal

DVV RESPONSE: Please find attached Feedback Analysis Reports of the following stakeholders (duly signed by Principal).

1. STUDENTS
2. TEACHERS
3. ALUMNI

K. L. B.
Principal 13/05/2022
Dr. Kanailal Bhattacharyya College
Santragachi, Howrah-4



Phone 2627-2490 (College Off)
2627-2471 (Nsou Off)
2627-0289 (V.U. Off)
Fax : 91-33-2627-3241
E-mail : klb.college@gmail.com
Website : www.drklbcollege.ac.in

DR. KANAILAL BHATTACHARYYA COLLEGE

(Affiliated to the University of Calcutta)

RE-ACCREDITED WITH 'B' GRADE BY NAAC (Thrice)

DHARMATALA, RAMRAJATALA, SANTRAGACHI, HOWRAH-711 104

Ref. No.

Date :


STUDENT FEEDBACK ANALYSIS

ACADEMIC SESSION 2017-2018

(Response on a Five-point scale)

Question No.	Response (0%)				
	Excellent	Very good	Good	Average	Poor
1. How do you rate your college environment?	28.6%	54.3%	17.2%	0%	0%
2. How do you rate your college library?	20.0%	45.7%	28.6%	5.7%	0%
3. How do you rate your teaching and learning support system?	40%	42.8%	14.28%	2.9%	0%
4. How could you rate your administration and office support system?	31.4%	28.6%	37.14%	5.7%	0%
5. How do you rate your college laboratory facility?	20%	42.8%	22.9%	14.28%	0%
6. How do you rate your college canteen?	8.6%	34.9%	28.6%	28.6%	0%
7. How do you rate co-curricular activities of the college?	20%	28.6%	42.8%	8.6%	0%
8. How do you rate internet facility in the college campus?	14.28%	25.8%	45.8%	17.1%	2.9%
9. How do rate your college sports?	17.1%	42.8%	25.8%	17.1%	0%
10. How do your college NSS activities?	11.4%	28.6%	42.8%	17.1%	0%
11. What is your parent's feedback regarding your college?	31.4%	28.6%	40%	2.9%	0%
12. How do you rate your classroom resources?	22.9%	40%	31.4%	5.8%	0%
13. How do you rate your college cultural programmes?	34.3%	34.3%	22.9%	8.6%	0%
14. How do you rate your drinking water facility at the college campus?	51.4%	28.6%	20%	0%	0%
15. How do you rate toilet facility of the college?	31.4%	40%	20%	8.6%	0%
16. How do you rate the admission process of the college?	22.9%	40%	34.3%	2.9%	0%
17. How do you rate your college campus activities like academic exhibition, seminar etc.?	34.3%	25.8%	34.3%	5.8%	0%
Overall Rating: Across all domains (%)	26%	36.6%	29%	8.6%	0.6%

Overall, 26%% student rated the college as 'Excellent' across all domains, 36.6%% rated 'Very good', 29% rated 'Good', 8.6% 'average' and 0.6% rated the college as 'poor'.


Principal
Dr. Kanailal Bhattacharyya College
Santragachi, Howrah-4



Phone 2627-2490 (College Off)
2627-2471 (Nsof Off)
2627-0289 (V.U. Off)
Fax : 91-33-2627-3241
E-mail : klb.college@gmail.com
Website : www.drklbcollege.ac.in

DR. KANAILAL BHATTACHARYYA COLLEGE

(Affiliated to the University of Calcutta)

RE-ACCREDITED WITH 'B' GRADE BY NAAC (Thrice)

DHARMATALA, RAMRAJATALA, SANTRAGACHI, HOWRAH-711 104

Ref. No.

Date :

STUDENT FEEDBACK ANALYSIS

ACADEMIC SESSION 2018-2019

Question No.	Response (%)				
	Excellent	Very good	Good	Average	Poor
1. How do rate the admission process of the college	22%	47.2%	27.8%	2.8%	0%
2. How do rate your teaching-learning experience in college?	44%	25%	30.6%	0%	0%
3. How fair is the college internal evaluation process at your institution?	22%	41.7%	33.3%	2.8%	0%
4. How do you rate co-curricular activities of the college?	11%	38.9%	41.7%	8.3%	0%
5. How do you rate your college library?	19.4%	25%	47.2%	8.3%	0%
6. How do your rate your college laboratory facility? (For science)	19.4%	36.1%	38.9%	5.6%	0%
7. How do you rate your college canteen?	16.7%	16.7%	50%	16.7%	0%
8. How do you rate your classroom resources?	27.8%	27.8%	41.7%	2.8%	0%
9. How do you rate purified drinking water facility in your campus?	27.8%	25%	41.7%	5.6%	0%
10. How do you rate toilet facility in your campus?	16.8%	44.4%	30.6%	8.3%	0%
11. How do you rate internet facility of your college?	16.8%	27.8%	44.4%	11.1%	0%
Overall Response (Across all domains): (On a five-point scale)	22.2%	32.3%	38.9%	6.7%	0%

Overall, 22.2%% student rated the college as 'Excellent' across all domains, 32.3% rated 'Very good', 38.9% rated 'Good', 6.7% 'average' and 0% rated the college as 'poor'.


Opinion:

12. Do you want introduction of new subject in your college?	Yes 89%	No 11%
13. Name subject(s) that you want to be introduced in UG level program. (Multiple response)	Response: 1. Chemistry 2. Microbiology 3. Food and Nutrition 4. Psychology	

	5. Marketing management 6. Information Technology 7. Computer science 8. Mathematics 9. Biotechnology 10. Journalism
--	---

Following suggestions were put forward by student participants in their feedback towards overall improvement of teaching-learning process in the College.

1. Smart Classrooms for all departments.
2. More text and reference books needed in college library as per curriculum.
3. Lift facility in science building.
4. Improved laboratory facilities in science departments.
5. New career oriented UG courses.
6. Separate Girls common room in campus.


Principal 15/05/2023
Dr. Kanailal Bhattacharyya College
Santragachi, Howrah-4



Phone 2627-2490 (College Off.)
 2627-2471 (Nsof. Off.)
 2627-0289 (V.U. Off.)
 Fax : 91-33-2627-3241
 E-mail klb.college@gmail.com
 Website : www.drklbcollege.ac.in

DR. KANAILAL BHATTACHARYYA COLLEGE

(Affiliated to the University of Calcutta)

RE-ACCREDITED WITH 'B' GRADE BY NAAC (Thrice)

DHARMATALA, RAMRAJATALA, SANTRAGACHI, HOWRAH-711 104

Ref. No.

Date :

STUDENT FEEDBACK ANALYSIS

ACADEMIC SESSION 2019-2020

Question No.	Response (%)				
	Excellent	Very good	Good	Average	Poor
1. How do rate the admission process of the college	17.8%	44.4%	35.6%	2.2%	0%
2. How do rate your teaching-learning experience in college?	44.4%	31.1%	24.4%	0%	0%
3. How fair is the college internal evaluation process at your institution?	28.9%	37.8%	33.3%	0%	0%
4.					
5. How do you rate co-curricular activities of the college?	20%	35.6%	28.9%	15.6%	0%
6. How do you rate your college library?	15.6%	31.1%	44.4%	6.7%	2.2%
7. How do your rate your college laboratory facility? (For science)	17.8%	33.3%	33.3%	11.1%	4.4%
8. How do you rate your college canteen?	6.7%	31.1%	31.1%	26.7%	4.4%
9. How do you rate your classroom resources?	33.3%	28.9%	28.9%	6.7%	2.2%
10. How do you rate purified drinking water facility in your campus?	31.1%	35.6%	24.4%	6.7%	2.2%
11. How do you rate toilet facility in your campus?	31.1%	35.6%	22.8%	8.9%	2.2%
12. How do you rate internet facility of your college?	22.2%	24.4%	24.4%	22.2%	6.7%
Overall Response (Across all domains): (On a five-point scale)	24.4%	33.5%	30.1%	9.7%	2.2%

Overall, 24.4%% student rated the college as 'Excellent' across all domains, 33.5%% rated 'Very good', 30.1% rated 'Good', 9.7% 'average' and 2.2% rated the college as 'poor'.

Opinion:

1. Do you want introduction of new subject in your college?	Yes 97.8%	No 2.2%
13. Name subject(s) that you want to be introduced in UG level program. (Multiple response)	Response: 1. Chemistry 2. Microbiology 3. Journalism 4. Food and Nutrition 5. Psychology	

	6. Molecular biology 7. Public administration 8. Economics 9. Computer science 10. Marketing management 11. Biochemistry
--	---

Following suggestions were put forward by student participants in their feedback towards overall improvement of teaching-learning process in the College.

1. Improved laboratory facilities in science departments.
2. More text and reference books needed in college library as per curriculum.
3. Arranging more student seminars, cultural programs, workshops etc. throughout year.
4. More smart and regular classrooms in college.
5. Need a playground and gymnasium cum sports centre.
6. Lift for science block.


 Principal
 Dr. Kanailal Bhattacharyya College
 Santragachi, Howrah-4

PLEASE NOTE: STUDENT FEEDBACK (DEPARTMENT WISE) FOR THE ACADEMIC SESSION 2020-2021 WAS COLLECTED ONLINE USING GOOGLE FORMS. THE RESPONSES ARE ANALYSED AND ATTCHED AT THE END OF THIS REPORT.



Phone 2627-2490 (College Off)
2627-2471 (Nsou Off)
2627-0289 (V.U. Off)
Fax : 91-33-2627-3241
E-mail : klb.college@gmail.com
Website : www.drklbcollege.ac.in

DR. KANAILAL BHATTACHARYYA COLLEGE

(Affiliated to the University of Calcutta)

RE-ACCREDITED WITH 'B' GRADE BY NAAC (Thrice)

DHARMATALA, RAMRAJATALA, SANTRAGACHI, HOWRAH-711 104

Ref. No.

Date :

STUDENT FEEDBACK ANALYSIS

ACADEMIC SESSION 2021-22

Question No.	Response (%)				
	Excellent	Very good	Good	Average	Poor
1. How do rate the admission process of the college	13.3%	29.3%	54.6%	2.6%	0%
2. How do rate your teaching-learning experience in college?	32%	44%	20%	4%	0%
3. How fair is the college internal evaluation process at your institution?	20%	40%	33.3%	6%	0%
4. How do you rate co-curricular activities of the college?	5.33%	24%	52%	14.6%	4%
5. How do you rate your college library?	9.33%	14.6%	34.6%	40%	1.33%
6. How do your rate your college laboratory facility? (For science)	21.3%	20%	44%	13.3%	1.33%
7. How do you rate your college canteen?	5.3%	9.3%	28%	40%	9.3%
8. How do you rate your classroom resources?	18.66%	29.3%	45.3%	4%	2.6%
9. How do you rate purified drinking water facility in your campus?	14.6%	40%	25.3%	8%	12%
10. How do you rate toilet facility in your campus?	14.6%	33.3%	28%	18.6%	5.3%
11. How do you rate internet facility of your college?	8%	20%	30.6%	26%	13.3%
Overall Response (Across all domains): (On a five-point scale)	15.01%	27.63%	36%	16.24%	4.48%

Overall, 15% students rated the college as 'Excellent' across all domains, 27.63% rated 'Very good', 36 % rated 'Good', 16.2% 'average' and 4.48% rated the college as 'poor'.


Opinion:

12. Do you want introduction of new subject in your college?	Yes	No
	62.6%	37.3%
13. Name subject(s) that you want to be introduced in UG level program. (Multiple response)	Response:	
	1. Chemistry 2. Food and Nutrition	

	3. Computer science 4. Sanskrit 5. Psychology 6. Economics 7. Marketing management 8. Mathematics.
--	---

Following suggestions were put forward by student participants in their feedback towards overall improvement of teaching-learning process in the College.

1. More text and reference books needed in college library as per CBCS curriculum.
2. Smart Classrooms for all departments.
3. Better canteen service.
4. Better drinking water facility in science block.
5. Better infrastructural facility in IT lab with more desktop computers and latest software.
6. More online classes alongside physical classes.
7. Encouragement of Sports and other cultural activities in campus.
8. Provision of Spoken English course for all.


Principal 15/05/2023
Dr. Kanailal Bhattacharyya College
Santragachi, Howrah-4



Phone 2627-2490 (College Off)
2627-2471 (Nsou Off)
2627-0289 (V.U. Off)
Fax : 91-33-2627-3241
E-mail : klb.college@gmail.com
Website : www.drklbcollege.ac.in

DR. KANAILAL BHATTACHARYYA COLLEGE

(Affiliated to the University of Calcutta)

RE-ACCREDITED WITH 'B' GRADE BY NAAC (Thrice)

DHARMATALA, RAMRAJATALA, SANTRAGACHI, HOWRAH-711 104

Ref. No.

Date :

TEACHER'S FEEDBACK ANALYSIS

SESSION 2017-2018


Teacher's feedback was collected from all Full-time teachers (FTT) of Dr. Kanailal Bhattacharyya College. A total of 17 teachers participated in the feedback process in 2017-2018 academic session. Major observations are listed below.

Survey Question	Response
1. How far the current teaching plan of your Department is satisfactory?	88.2% said that the teaching plan is satisfactory. Only 11.8 % said it needs update and modification.
2. Do you use ICT enabled methods in teaching?	17.6% said they use ICT tools regularly. 82.4% said they use sometimes.
3. Do you explain course outcome and programme outcome to your students?	70.6% said they explain CO and PO regularly. 29.% said sometimes.
4. Do you follow a mechanism to identify the weaknesses of your students and help to overcome them?	76.5% said they follow. 23.5% said they do not.
5. Do you participate in Departmental meetings to monitor and review the teaching learning process?	82.3% said they participate regularly. 17.7% said occasionally.
6. Do you encourage your students to participate in various extra-curricular activities?	100% of the respondents said that they motivate and encourage students to participate in various co-curricular activities like sports, cultural programmes etc.
7. Are you satisfied with the books and journals available in College Central Library?	52.9% of the faculties said they are satisfied. 47.1% said they are not satisfied.

K. Lahiri
Principal 15/05/2018
Dr. Kanailal Bhattacharyya College
Santragachi, Howrah-4

Following suggestions were put forward by Teachers in their feedback towards improvement of overall academic activity of the college.

1. Increase in the numbers of ICT enabled smart classrooms.
2. Installation of LCD projector in science departments.
3. New scientific instruments and augmentation of present laboratory infrastructure.
4. Requirement of extra-classrooms in commerce and science stream.
5. Library upgradation and incorporation of new text and reference books as per curriculum.
6. Better access to e-resources through library and subscription of new e-journals in library.
7. More full-time teachers across all departments.
8. Introduction of Seminal Library/Departmental library across all Departments.
9. Faculty and student exchange programme with other colleges in the district.


Principal 15/05/2023
Dr. Kanailal Bhattacharyya College
Santragachi, Howrah-4



Phone 2627-2490 (College Off)
2627-2471 (Nsof Off)
2627-0289 (V.U. Off)
Fax : 91-33-2627-3241
E-mail : klb.college@gmail.com
Website : www.drklbcollege.ac.in

DR. KANAILAL BHATTACHARYYA COLLEGE

(Affiliated to the University of Calcutta)

RE-ACCREDITED WITH 'B' GRADE BY NAAC (Thrice)

DHARMATALA, RAMRAJATALA, SANTRAGACHI, HOWRAH-711 104

Ref. No.

Date :

TEACHER'S FEEDBACK ANALYSIS

SESSION 2018-2019

Teacher's feedback was collected from all Full-time teachers (FTT) of Dr. Kanailal Bhattacharyya College. A total of 18 teachers participated in the feedback process in 2018-2019 academic session. Major observations are listed below.

Survey Question	Response
1. How far the current teaching plan of your Department is satisfactory?	94.4% said that the teaching plan of the corresponding department is satisfactory. Only 5.6 % said it needs update and modification.
2. Do you use ICT enabled methods in teaching?	27.8% said they use ICT tools regularly. 72.2% said they use sometimes.
3. Do you explain course outcome and programme outcome to your students?	61.1% said they explain CO and PO regularly to students and help them to overcome their problems. 38.9.% said they do it sometimes.
4. Do you follow a mechanism to identify the weaknesses of your students and help to overcome them?	72.2% said regularly do. 27.8% said they do not.
5. Do you participate in Departmental meetings to monitor and review the teaching learning process?	77.8% said they participate regularly. 22.2% said occasionally.
6. Do you encourage your students to participate in various extra-curricular activities?	100% of the respondents said that they motivate and encourage students regularly.
7. Are you satisfied with the books and journals available in College Central Library?	50% of the faculties said they are satisfied. 50% said they are not.

Following suggestions were put forward by Teachers in their feedback towards improvement of overall academic activity of the college. /

1. Basic computer education for all students and expansion of Computer/ IT laboratory.
2. Increase in the numbers of ICT enabled smart classrooms.
3. Installation of LCD projector in science departments.
4. New scientific instruments, chemicals etc. and augmentation of present laboratory infrastructure.
5. Library upgradation and incorporation of new text and reference books as per curriculum.
6. Better access to e-resources through library and subscription of new e-journals in library.
7. Introduction of Seminal Library/Departmental library across all Departments.
8. Introduction of chemistry in UG programme.
9. Proper record -keeping system for preservation of documents in office.

K. Saha
15/05/2019

Principal

Dr. Kanailal Bhattacharyya College
Santragachi, Howrah-4



Phone 2627-2490 (College Off)
2627-2471 (Nsou Off)
2627-0289 (V.U. Off)
Fax 91-33-2627-3241
E-mail : klb.college@gmail.com
Website : www.drklbcollege.ac.in

DR. KANAILAL BHATTACHARYYA COLLEGE

(Affiliated to the University of Calcutta)

RE-ACCREDITED WITH 'B' GRADE BY NAAC (Thrice)

DHARMATALA, RAMRAJATALA, SANTRAGACHI, HOWRAH-711 104

Ref. No.

Date :

TEACHER'S FEEDBACK ANALYSIS

SESSION 2019-2020

Teacher's feedback was collected from Full-time teachers (FTT) and State aided contractual teachers (SACT) of Dr. Kanailal Bhattacharyya College. A total of 41 teachers participated in the feedback process in 2019-2020 academic session. Major observations are listed below.

Survey Question	Response
1. How far the current teaching plan of your Department is satisfactory?	95.1% said that the teaching plan of the corresponding department is satisfactory. Only 4.9 % said it needs update and modification.
2. Do you use ICT enabled methods in teaching?	51.2 % said they use ICT tools in teaching on a regular basis. 48.8% said they use sometimes.
3. Do you explain course outcome and programme outcome to your students?	65.9% said they explain CO and PO regularly to students. 34.1 % said they do it sometimes.
4. Do you follow a mechanism to identify the weaknesses of your students and help to overcome them?	87.8 % said they regularly do. 12.2 % said they do not.
5. Do you participate in Departmental meetings to monitor and review the teaching learning process?	95.1% % said they participate regularly. 4.9 % said occasionally.
6. Do you encourage your students to participate in various extra-curricular activities?	100% teachers said that they motivate and encourage students regularly.
7. Are you satisfied with the books and journals available in College Central Library?	75.7% of the faculties said they are satisfied. 24.4% said they are still not satisfied.

Following suggestions were put forward by Teachers in their feedback towards improvement of overall academic activity of the college.

1. Better access to e-resources through library and subscription of new e-journals in library.
2. Increase in the numbers of ICT enabled smart classrooms and Installation of LCD projector
3. Purchase of new instruments and chemicals for science departments as per new CBCS curriculum.
4. Purchase of new text and reference books as per new CBCS curriculum.
5. Introduction of Seminal Library/Departmental library across all Departments.
6. Historical and heritage tourism for students.
7. Expansion of Computer/ IT laboratory with adequate facility for commerce.
8. Introduction of chemistry in UG programme.
9. Need to organize more student-centric activities like debates, student seminars, etc.

K. Lahiri
Principal 15/05/2020
Dr. Kanailal Bhattacharyya College
Santragachi, Howrah-4



Phone 2627-2490 (College Off)
2627-2471 (Nsof Off)
2627-0289 (V.U. Off)
Fax 91-33-2627-3241
E-mail : klb.college@gmail.com
Website : www.drklbcollege.ac.in

DR. KANAILAL BHATTACHARYYA COLLEGE

(Affiliated to the University of Calcutta)

RE-ACCREDITED WITH 'B' GRADE BY NAAC (Thrice)

DHARMATALA, RAMRAJATALA, SANTRAGACHI, HOWRAH-711 104

Ref. No.

Date :

TEACHER'S FEEDBACK ANALYSIS

SESSION 2020-2021

Teacher's feedback was collected from all Full-time teachers (FTT) and State aided contractual teachers (SACT) of Dr. Kanailal Bhattacharyya College online using google forms. A total of 45 teachers participated in the feedback process. Major observations are listed below.

Survey Question	Response	Graphical presentation
1. How far the current teaching plan of your department is satisfactory?	93.2% said that the teaching plan is well planned. Only 6.8% said it needs update and modification.	<p>93.2% 6.8%</p>
2. Do you use ICT enabled methods in teaching?	77.3% said yes. 22.7% said sometimes.	<p>2. Do you use ICT enabled methods in teaching? 44 responses</p> <p>77.3% 22.7%</p>
3. Do you use student centric methods such as experimental learning, participative learning and problem-solving methodologies in your teaching?	97.7% said yes. Only 2.3% responded negative.	<p>3. Do you use student centric methods such as experimental learning, participative learning and problem solving methodologies in your teaching? 44 responses</p> <p>97.7% 2.3%</p>
4. Do you explain course outcome and programme outcome to your students?	61.4% explain CO and PO regularly to their students. 38.6% said sometime.	<p>4. Do you explain course outcome and programme outcome to your students? 44 responses</p> <p>61.4% 38.6%</p>
5. Do you follow a mechanism to identify the weaknesses of your students and help to overcome them?	72.7% teachers said that they do it regularly. 27.3% said occasionally.	<p>5. Do you follow a mechanism to identify the weaknesses of your students and help to overcome them? 44 responses</p> <p>72.7% 27.3%</p>

Survey Question	Response	Graphical presentation
6. Do you participate in Departmental meetings to monitor and review the teaching learning process?	88.6% said regular. 11.4% said occasionally.	<p>6. Do you participate in Departmental meetings to monitor and review the teaching learning process? 44 responses</p> <p>Legend: Regularly (blue), Occasionally (red), Never (orange)</p>
7. Do you encourage your students to participate in various extra-curricular activities?	100% teachers responded in affirmative.	<p>7. Do you encourage your students to participate in various extra-curricular activities? 44 responses</p> <p>Legend: Yes (blue), No (red)</p>
8. Do you provide any counselling/mentorship to develop soft skill and employability in your students?	93.2% said that they provide counselling to develop soft skill and employability. 6.8% said they don't.	<p>8. Do you provide any counselling/mentorship to develop soft skill and employability in your students? 44 responses</p> <p>Legend: Yes (blue), No (red)</p>

Following suggestions were put forward by Teachers of Dr. Kanailal Bhattacharyya College towards improvement of academic activity in their Departments and in the College as a whole.

1. Seminal Library for all Departments.
2. Increase in the numbers of ICT enabled smart classrooms.
3. Increase in numbers of textbooks and reference books in central library.
4. More full-time teachers in departments.
5. Continuous evaluation system for students like weekly/monthly assessments.
6. More computers and printers for departments.
7. Advanced models of microscope with attached camera and appropriate software for photo documentation of sample (specific requirement).
8. Better access to e-resources through library.
9. Augmentation of present infrastructure in all laboratories.
10. Organizing more Seminars, Conferences, and workshops throughout year.
11. Introduction of Communicative English course for students.
12. Provision of doubt-clearing class or weekly revision class in routine.
13. Establishment of a permanent Student Counselling Centre in the campus.
14. Uploading model questions and answers for all subjects in college website.

Principal 15/05/2023
Dr. Kanailal Bhattacharyya College
Santragachi, Howrah-4



Phone 2627-2490 (College Off)
2627-2471 (Nsou Off)
2627-0289 (V.U. Off)
Fax 91-33-2627-3241
E-mail kib.college@gmail.com
Website : www.drklbcollege.ac.in

DR. KANAILAL BHATTACHARYYA COLLEGE

(Affiliated to the University of Calcutta)

RE-ACCREDITED WITH 'B' GRADE BY NAAC (Thrice)

DHARMATALA, RAMRAJATALA, SANTRAGACHI, HOWRAH-711 104

Ref. No.

Date :

TEACHER'S FEEDBACK ANALYSIS

SESSION 2021-2022

Teacher's feedback was collected from a total of 40 Full-time (FTT) and State aided contractual teachers (SACT) of Dr. Kanailal Bhattacharyya College during 2021-22. Major observations are listed below.

Survey Question	Response
1. How far effective the current teaching plan of your department?	100% of the faculty said that the teaching plan of the corresponding department is effective.
2. Do you use ICT enabled methods in teaching?	50% said they use ICT tools regularly. 42.1% said they use sometimes. 3.9% said they do not use it.
3. Do you explain course outcome to your students?	73.07% said they explain CO to students regularly. 26.92% said they do it sometimes.
4. Do you explain programme outcome to your students?	61.53% said they do it regularly, 38.46% said they do it sometimes.
5. Do you follow a mechanism to identify the weaknesses of your students and help to overcome them?	76.92 % said they regularly do and arrange remedial classes while 23.07% said they do not.
6. Do you participate in Departmental meetings to monitor and review the teaching learning process?	84.6% said they participate regularly while 15.38% said occasionally.
7. Do you encourage your students to participate in various extra-curricular activities?	100% of the respondents said that they motivate and encourage students regularly.
8. Do you provide study materials to your students?	100% of the respondent said that they provide online and offline study materials regularly to students.
9. Are you satisfied with the books and journals available in College Central Library?	Only 3.84% said that they are highly satisfied, majority (76.9%) said they are moderately satisfied. 19.23% said they are not satisfied with the present collection of books and other resources in central library.

Following suggestions were put forward by Teachers in their feedback towards improvement of teaching learning process in their corresponding department:

1. CBCS semester wise new text and reference books needed in central library for commerce.
2. More full-time teachers across all departments.
3. ICT enabled smart classrooms in science block and extra-classrooms for commerce and science stream.
4. Expansion of computer/IT lab for commerce with more desktops.
5. Introduction of Seminal Library/Departmental library across all arts departments.
6. Better access to e-resources through central library and subscription of new e-journals in library.
7. Regular counselling to be arranged for students in campus.
8. More workshops and seminars per department.

Following suggestions were put forward by Teachers in their feedback towards overall improvement in college experience.

1. Curricular enrichment by introducing new UG courses (regular and add-on) for students.
2. More extra-curricular activities for students, particularly sports.
3. More community outreach programs.
4. improvement in canteen service by providing wider variety of foods at low cost.
5. Full time librarian is urgently needed in central library.
6. Well equipped locker system in teacher's staffroom.
7. Improvement of toilets for teachers in main campus and in science block.


Principal
Dr. Kanailal Bhattacharyya College
Santragachi, Howrah-4



Phone 2627-2490 (College Off)
2627-2471 (Nsou Off)
2627-0289 (V.U. Off)
Fax 91-33-2627-3241
E-mail klb.college@gmail.com
Website www.drklbcollege.ac.in

DR. KANAILAL BHATTACHARYYA COLLEGE

(Affiliated to the University of Calcutta)

RE-ACCREDITED WITH 'B' GRADE BY NAAC (Thrice)

DHARMATALA, RAMRAJATALA, SANTRAGACHI, HOWRAH-711 104

Ref. No.

Date :

ALUMNI FEEDBACK ANALYSIS DR KANAILALBHATTACHARYYA COLLEGE SESSION 2017 -2022

Alumni feedback was collected from student alumni of Dr. Kanailal Bhattacharyya College during 2017-2022 session. Major observations are listed below.

Survey Question	Response
1. What was your overall experience about teaching-learning process in your college?	Very good-91.3% Average-8.6% Poor-0%
2. How far were your faculties helpful and supportive?	Highly supportive-93.1% Moderately supportive-6.9% Not supportive-0%
3. Did your teachers encourage you to participate in debates, student seminars, wall magazine etc in College?	Yes-89.6% No-10.3%
4. Did your teachers used online /ICT enabled tools (for eg., power point presentations, Google Classroom, Google Meet etc.) during teaching?	Yes-67.2% No-32.8%
5. Did your teachers encourage you to participate in extra- curricular activities like sports, cultural programmes in college?	Yes-93.1% No-6.9%
6. Did your teachers provided counselling/ guidance towards higher studies and/or employment?	Yes-89.6% No-10.3%

Following suggestions were put forward by student alumni of Dr. Kanailal Bhattacharyya College towards improvement of the academic activity of the college.

15. Program for building English spoken language skills
16. Increase in the number of text books in the library.
17. More smart/digital classrooms with LCD projector.
18. Better drinking water and toilet facilities.
19. More full-time faculties.
20. Planning more educational tour/excursions.
21. Improvement of science laboratories.
22. Need playground.
23. New subjects in UG program -GST, Nutrition, Sociology, Digital marketing, Microbiology, Journalism etc.
24. Better IT/computer lab facilities.

K. B. Bha
15/05/2023
Principal
Dr. Kanailal Bhattacharyya College
Santragachi, Howrah-4

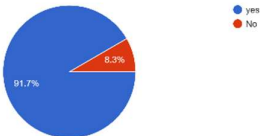
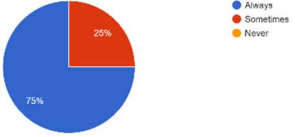

DEPARTMENTAL STUDENT FEEDBACK 2020-2021

PHYSIOLOGY

DR KANAILAL BHATTACHARYYA COLLEGE

1. No. of participants in the Survey: 12 (3rd and 5th Sem together)
2. Observations:

Questions	Response	Graphical presentation
1. What percentage of syllabus was covered in your last semester?	50% of the respondent said that above 80% of the syllabus was covered in last semester, 25% respondent said 70-80%, 16.7% said between 50-69% and 8.3% below 50%.	<p>What percentage of syllabus was covered in your last semester? 12 responses</p> <p>Legend: Above 85% (Blue), 70-84% (Red), 50-69% (Orange), Below 50% (Green)</p>
2. What percentage of teachers use ICT tools?	41.7% respondent said above 90%, 50% said that between 50-89% and 8.3% said below 50% teachers use ICT tools.	<p>2. What percentage of teachers use ICT tools? 12 responses</p> <p>Legend: Above 90% (Blue), 50-89% (Red), Below 50% (Orange)</p>
3. Does the Dept. takes active interest in field visit/excursion as per syllabus?	50% respondents said regularly, 25% said sometimes and 25% never.	<p>3. Does the Department takes active interest in field visit/excursion as per syllabus? 12 responses</p> <p>Legend: Regularly (Blue), Sometimes (Red), Never (Orange)</p>
4. Do you get access to your Dept./Seminal Library?	75% said yes, and 25% said no.	<p>4. Do you get access to your Departmental/Seminal Library? 12 responses</p> <p>Legend: Yes (Blue), No (Red)</p>
5. Does the Lab infrastructure is adequate to meet your academic need?	92% said yes, only 8% said No.	<p>5. Does the Laboratory infrastructure is adequate to meet your academic need? 12 responses</p> <p>Legend: Yes (Blue), No (Red)</p>
6. Do your teachers illustrate the concepts through examples and applications?	91.7% said yes, 8.3% said occasionally.	<p>6. Do your teachers illustrate the concepts through examples and applications? 12 responses</p> <p>Legend: Everytime (Blue), Occasionally (Red), Never (Orange)</p>

Questions	Response	Graphical presentation								
7. Do the Faculty and staff helpful and supportive?	91.7% said yes and 8.3% said no.	<p>7. Do the Faculty and staff helpful and supportive? 12 responses</p>  <p>Legend: ● yes, ● No</p> <table><thead><tr><th>Response</th><th>Percentage</th></tr></thead><tbody><tr><td>yes</td><td>91.7%</td></tr><tr><td>No</td><td>8.3%</td></tr></tbody></table>	Response	Percentage	yes	91.7%	No	8.3%		
Response	Percentage									
yes	91.7%									
No	8.3%									
8. Do your teachers encourage you to participate in extra-curricular activity?	75% said always, 25% said sometimes.	<p>8. Do your teachers encourage you to participate in extra- curricular activity? 12 responses</p>  <p>Legend: ● Always, ● Sometimes, ● Never</p> <table><thead><tr><th>Response</th><th>Percentage</th></tr></thead><tbody><tr><td>Always</td><td>75%</td></tr><tr><td>Sometimes</td><td>25%</td></tr><tr><td>Never</td><td>0%</td></tr></tbody></table>	Response	Percentage	Always	75%	Sometimes	25%	Never	0%
Response	Percentage									
Always	75%									
Sometimes	25%									
Never	0%									
9. How far do you consider your internal evaluation process to be fair?	100% responded in affirmative saying the internal evaluation to be usually fair.	<p>9. How far do you consider your internal evaluation process to be fair? 12 responses</p>  <p>Legend: ● Usually fair, ● Unfair</p> <table><thead><tr><th>Response</th><th>Percentage</th></tr></thead><tbody><tr><td>Usually fair</td><td>100%</td></tr><tr><td>Unfair</td><td>0%</td></tr></tbody></table>	Response	Percentage	Usually fair	100%	Unfair	0%		
Response	Percentage									
Usually fair	100%									
Unfair	0%									

10. Following are some suggestions put forwarded by students of Department of physiology.

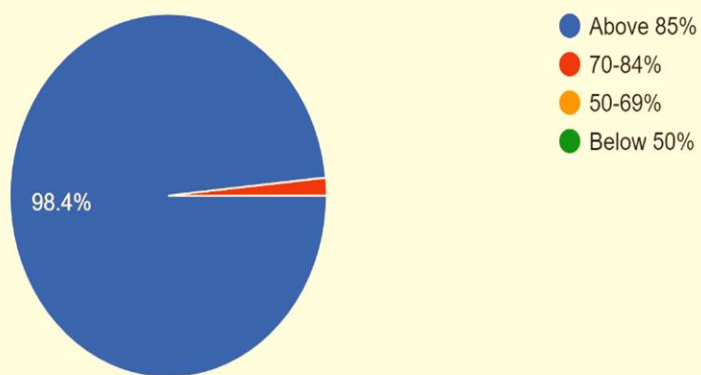
- Science block needs a separate library.
- Improve the toilet facility in science block.
- Departmental library needs more books.
- Consultant/mentor for Science Honours subjects.
- Need more excursion/field trip.
- Need a new projector machine for each science subject.

STUDENTS' FEEDBACK SURVEY RESPONSE

Department of Zoology

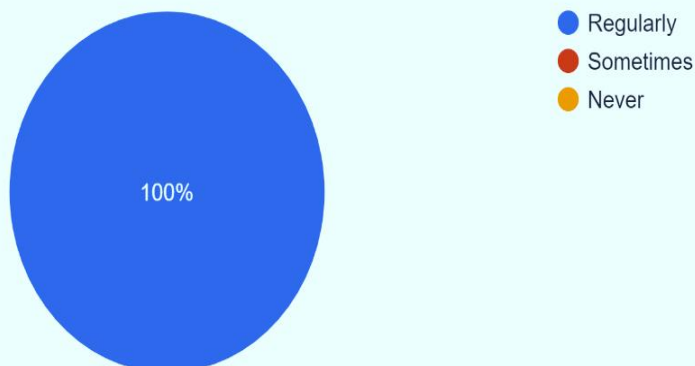
1.What percentage of syllabus was covered in your last semester?

63 responses



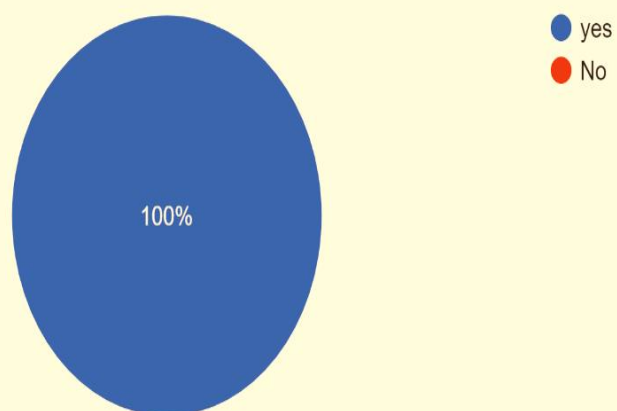
2. Does the Department takes active interest in field visit/excursion as per syllabus?

63 responses




3. Do you get access to your Departmental/Seminal Library?

63 responses



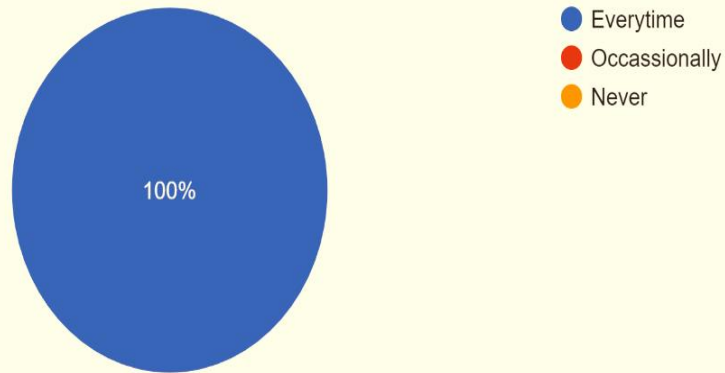
4. Does the Laboratory infrastructure is adequate to meet your academic need?

63 responses



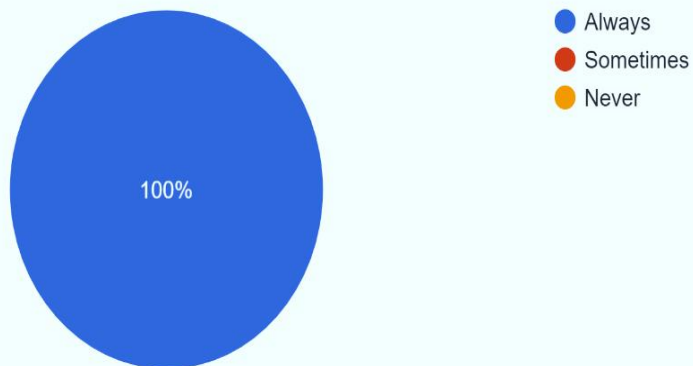
5. Do your teachers illustrate the concepts through examples and applications?

63 responses



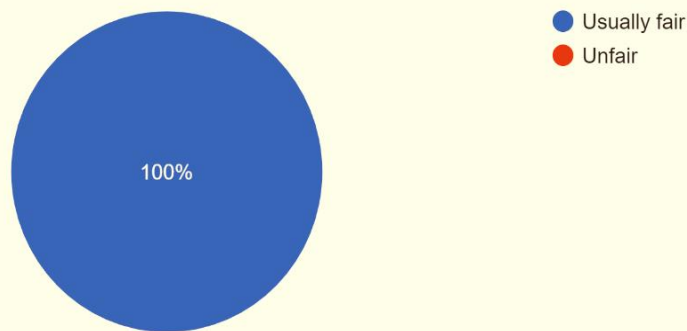
6. Do your teachers encourage you to participate in extra- curricular activity?

63 responses



7. How far do you consider your internal evaluation process to be fair?

63 responses



8. Give one suggestion for improvement of academic activity in your Department.

63 responses

- Smart board
- More books in library
- Microscope with camera
- Computer
- More book in library
- Need ICT enable classroom
- More books in library
- We want an ICT enable class room
- Smart board
- ICT enabled classroom
- Require more books
- For me, there is hardly any room for improvement of academic activity in my department.
- Take class tests for better revision.
- need smart boards
- ICT Enabled classroom
- Books for library, computer, microscope with camera
- More computer availability
- Need more books in library
- We want some specimen for our zoology department.

- Give more examples for better study
- Give more computers
- Give more library books for better learning experience, Thank you.
- Use of smart board in class
- Books for library, microscope with camera
- Computer
- Microscope with camera needed
- smart board,projecter facility is needed
- need more books for departmental library
- More Computer availability
- It would be better if we get a microscope with attached camera and more books in departmental library.
- Need more books in library.
- Take more class tests for better revision..
- Need projector
- 1.More books in library
- 2.Smart board
- 3.microscope with camera
- 4.ICT enable computer
- 5.Computer
- Digital board in classroom
- Smart board
- More books in library.
- More books in seminar library
- Books for library, Computer, microscope with camera.
- ICT enable classroom
- I think we need to keep more days for practical
- 1) Books for library.
- 2) Computer
- 3) Microscope with Camera.
- More books needed in Departmental library.
- Need Microscope With Attached Camera.. Thank You..
- Smart board and more book in library
- More computer
- Regular class
- Books for library, computer, microscope with camera.
- ICT enable classroom.
- Teachers are very helpful
- Computer and projector

Conclusion:

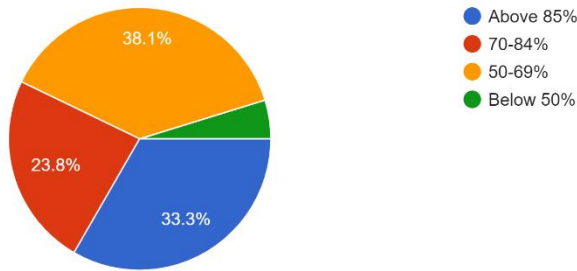
63 responses are recorded from this survey. 98.4% students confirm that the department covers more than 80% of the syllabus and the laboratory is well equipped meeting the curricular requirements. All the respondents ensure that the department conducts educational excursions/field visits as per syllabus and students get access to the seminar library. 100% of the respondents feel that the internal evaluation process is fair and the departmental teachers support expansion of their mental horizon and development of character by encouraging their participation in extra-curricular activities. All the participants make it clear through their responses that the teachers help the students to form clear understanding of the concepts with suitable examples and applications. The survey indicates students are satisfied with the department. However the department acknowledges the suggestions given by the students for its further development like arranging ICT enabled classrooms with smart boards, projectors, microscopes with camera, more specimens and some more books in the departmental library.

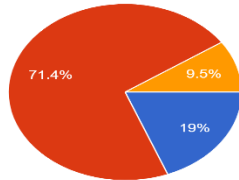
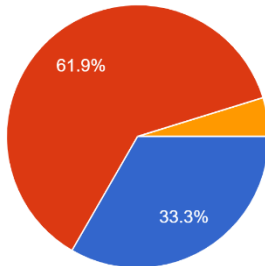
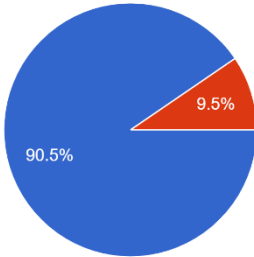
DEPARTMENTAL FEEDBACK FROM STUDENTS

DEPARTMENT OF BOTANY

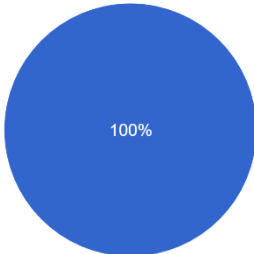
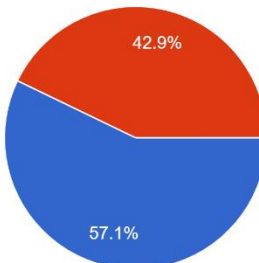
SEMESTER: Semester III and Semester V (HONOURS)

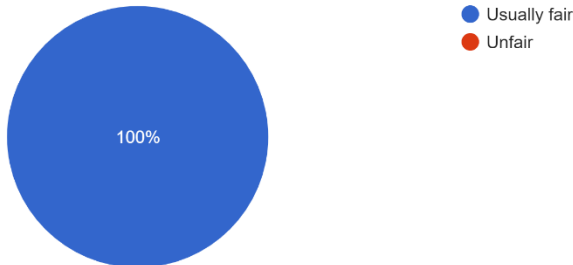
TOTAL NO OF STUDENTS RESPONDED: 21 (10 from Semester III +11 from Semester V)

Sl no	Question	Answer				Graphical representation
1	What percentage of syllabus was covered in your last semester?	Above 85%	70-84%	50-69%	Below 50%	<div>1. What percentage of syllabus was covered in your last semester?</div> <div>21 responses</div> <div></div>
		33.3%	23.8%	38.1%	4.8%	
2	What percentage of	Above 90%	50-89%	Below 50%		

	teachers use ICT tools?	19%	71.4%	9.5%	<div>2. What percentage of teachers use ICT tools?</div> <div>21 responses</div> <div><div><div>Above 90%</div><div>50-89%</div><div>Below 50%</div></div></div>
3	Does the Department take active interest in field visit/excursion as per syllabus	Regularly 33.3%	Sometimes 61.9%	Never 4.8	<div>3. Does the Department take active interest in field visit/ excursion as per syllabus?</div> <div>21 responses</div> <div><div><div>Regularly</div><div>Sometimes</div><div>Never</div></div></div>
4	Do you get access to your Departmental/ Seminal Library?	Yes 90.5	No 9.5		<div>4. Do you get access to your Departmental/ Seminal Library?</div> <div>21 responses</div> <div><div><div>yes</div><div>No</div></div></div>

5	Does the Laboratory infrastructure is adequate to meet your academic need?	Yes		No		<div>5. Does the Laboratory infrastructure is adequate to meet your academic need?</div> <div>21 responses</div> <div><div><div></div><div>100%</div></div><div><div>● Yes</div><div>● No</div></div></div>
		100%		0%		
6	Do your teachers illustrate the concepts through examples and applications?	Everytime	Occassionally	Never		<div>6. Do your teachers illustrate the concepts through examples and applications?</div> <div>21 responses</div> <div><div><div></div><div>42.9%</div></div><div><div>57.1%</div></div><div><div>● Everytime</div><div>● Occassionally</div><div>● Never</div></div></div>
		57.1%	42.9%	0%		
7		Yes		No		

	Do the Faculty and staff helpful and supportive?	100%		0%		7. Do the Faculty and staff helpful and supportive? 21 responses <div><div><div>● yes</div><div>● No</div></div></div>
8	Do your teachers encourage you to participate in extra-curricular activity?	Always	Sometimes	Never		8. Do your teachers encourage you to participate in extra- curricular activity? 21 responses <div><div><div>● Always</div><div>● Sometimes</div><div>● Never</div></div></div>
		57.1	42.9	0%		
9		Never		Unfair		

	How far do you consider your internal evaluation process to be fair?	100%	0%	<p>9. How far do you consider your internal evaluation process to be fair?</p> <p>21 responses</p>  <p>Legend: ● Usually fair ● Unfair</p>
10	Give suggestion for improvement of academic activity in your department.	<p>For practical purposes, it is necessary to buy the necessary things as much as possible.</p> <p>Give the right time</p> <p>All of good</p> <p>Give more details about any topic for better leaning experience.</p> <p>Give more example about any topic</p> <p>Give more details about any topic for better learning experience.</p> <p>Teachers should be more helpful</p> <p>Sufficient specimen should be applied for practical work, teachers should be concerned about that.</p> <p>Teachers should be more concerned about practical classes.</p> <p>Teachers should give us more notes and guide us</p> <p>Nothing, all teachers of our department is good</p> <p>I am very satisfied of this department</p> <p>Everything is well managed. The staffs as well as the teachers were always very helpful.. About the syllabus cover up-should improve a little bit.</p> <p>Good</p> <p>Library</p> <p>No comments</p> <p>Use of LCD projector</p>		

Feedback analysis:

The students have a positive opinion about syllabus covered in the last semester, excursion as per syllabus and use of ICT tools by the teachers. They are quite pleased with departmental library, laboratory infrastructure for their academic need. They seem to be satisfied with the support from faculty and staff. According to them, internal evaluation process is usually fair. However, a moderate rating was found on the teachers' encouragement in participating in extra- curricular activity. They suggested a few things for the improvement of academic activity in the department like use of LCD projector and to buy the necessary things for practical classes.

DR KANAILAL BHATTACHARYYA COLLEGE

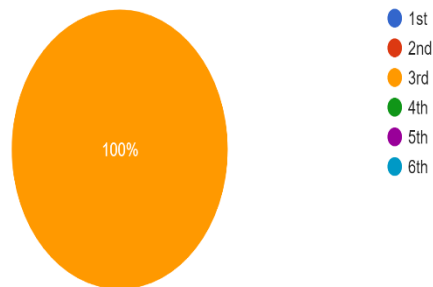
DEPARTMENT OF FOOD AND NUTRITION

ANALYSIS OF STUDENT FEEDBACK REPORT

1. Response of no of Students: 2

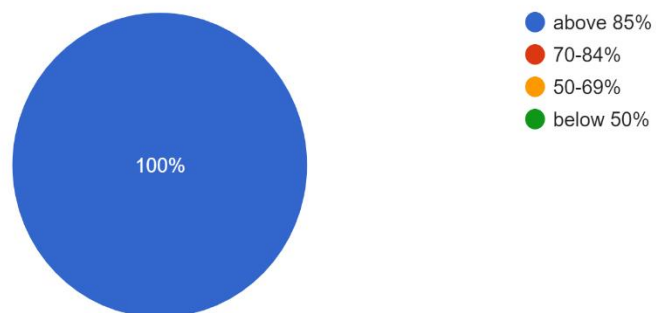
2. Semester: 3rd

Semester
2 responses



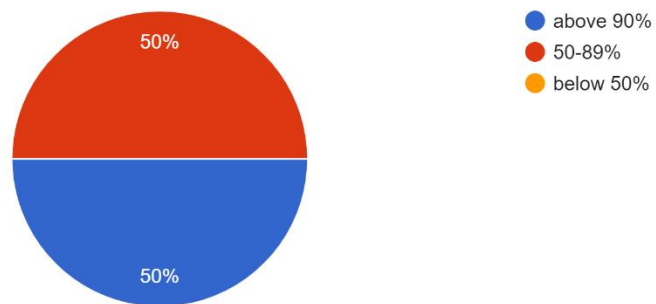
1.What percentage of syllabus was covered in your last semester?

2 responses



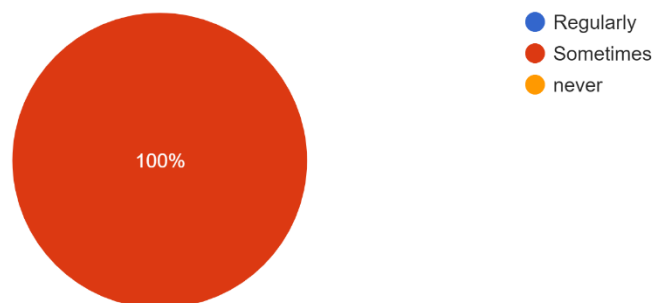
2.What percentage of teachers use ICT tools?

2 responses



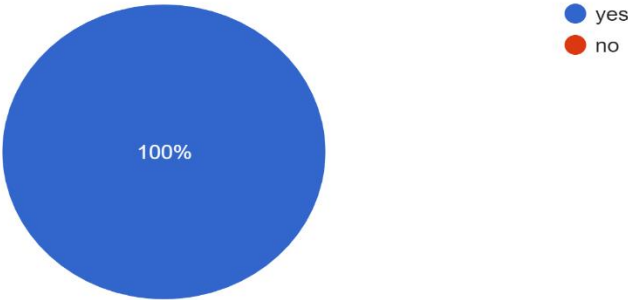
3. Does the Department takes active interest in field visit/excursion as per syllabus?

2 responses



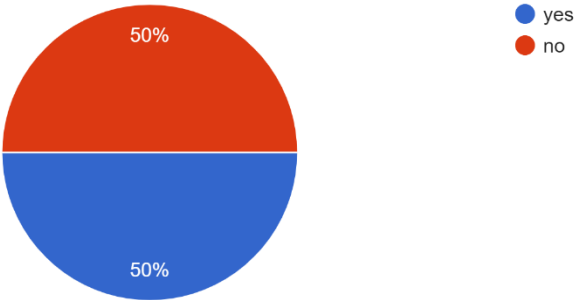
4. Do you get access to your Departmental/Seminal Library?

2 responses

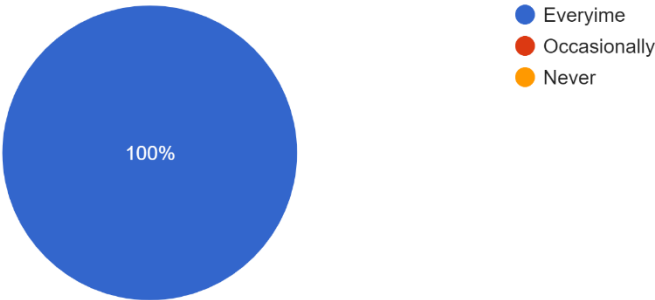


5. Does the Laboratory infrastructure is adequate to meet your academic need?

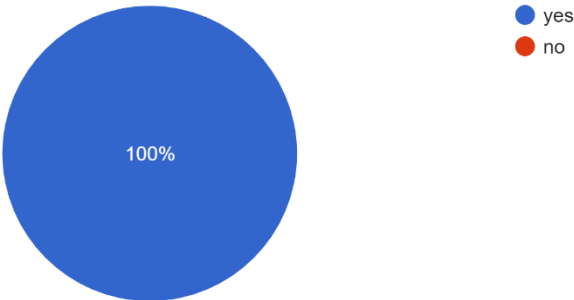
2 responses



6. Do your teachers illustrate the concepts through examples and applications?
2 responses

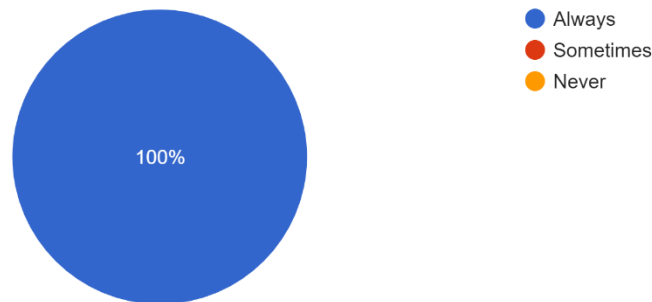


7. Do the Faculty and staff helpful and supportive?
2 responses



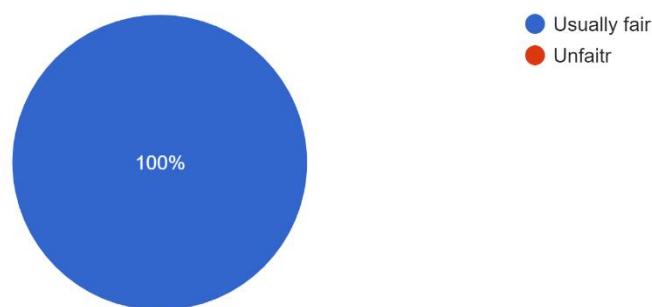
8. Do your teachers encourage you to participate in extra- curricular activity?

2 responses



9. How far do you consider your internal evaluation process to be fair?

2 responses



Observations

Two students from 3rd Semester of Food & Nutrition general responded.

Their College Roll no:3200076, 3200009.

From the above report, it was concluded that above 85% of the syllabus was covered in their last semester by using ICT tools.

50% of students are happy with their departmental laboratory infrastructure.

Students are satisfied with the illustration of concepts through examples & applications.

They are happy with the behaviour of faculty and staff. they consider that their internal evaluation process is usually fair.

Due to the lockdown for corona crises their laboratory work was hampered particularly. So, one student requested to take their practical classes once again & one requested to take more class test for improving academic activity of the Department.

STUDENT FEEDBACK

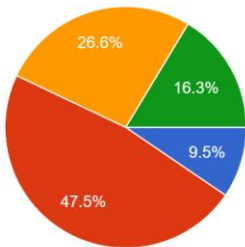
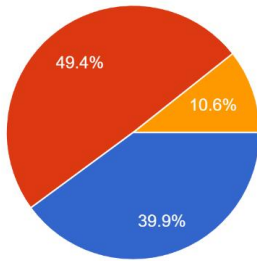
Academic Session 2021-2022

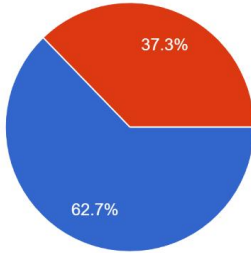
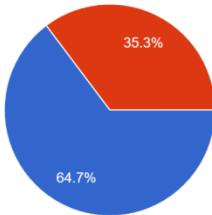
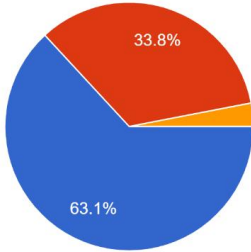
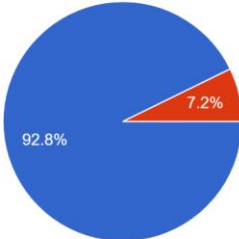
DR.KANAILAL BHATTACHARYYA COLLEGE

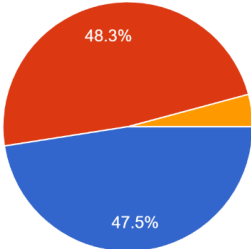
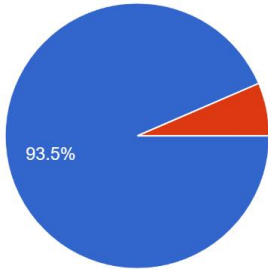
DEPARTMENT OF COMMERCE

Total number of students participated in the Survey: **266 (SEM I, SEM III & SEM V)**

Observations:

QUESTION	RESPONSE	GRAPHICAL PRESENTATION
1. What percentage of syllabus covered in your last semester?	Almost 10% of students said that above 90% of the syllabus was covered in last semester, 48% respondent students said between 70-85% syllabus was covered, 27% said between 60-74% and 16% said that below 50% syllabus was covered in last semester.	<p>What percentage of syllabus covered in your last semester? 263 responses</p>  <p>Legend:</p> <ul style="list-style-type: none">a) Above 90%b) 75 – 85%c) 60-74%d) Below 60%
2. What percentages of teachers use ICT tools?	50% of respondents said that 75% of teachers use ICT tools, 40% respondent said that 50% of teachers use ICT tools and 11% of respondent said that above 90% of teachers use ICT tools.	<p>What percentages of teachers use ICT tools? 263 responses</p>  <p>Legend:</p> <ul style="list-style-type: none">a) 50%b) 75%c) Above 90%

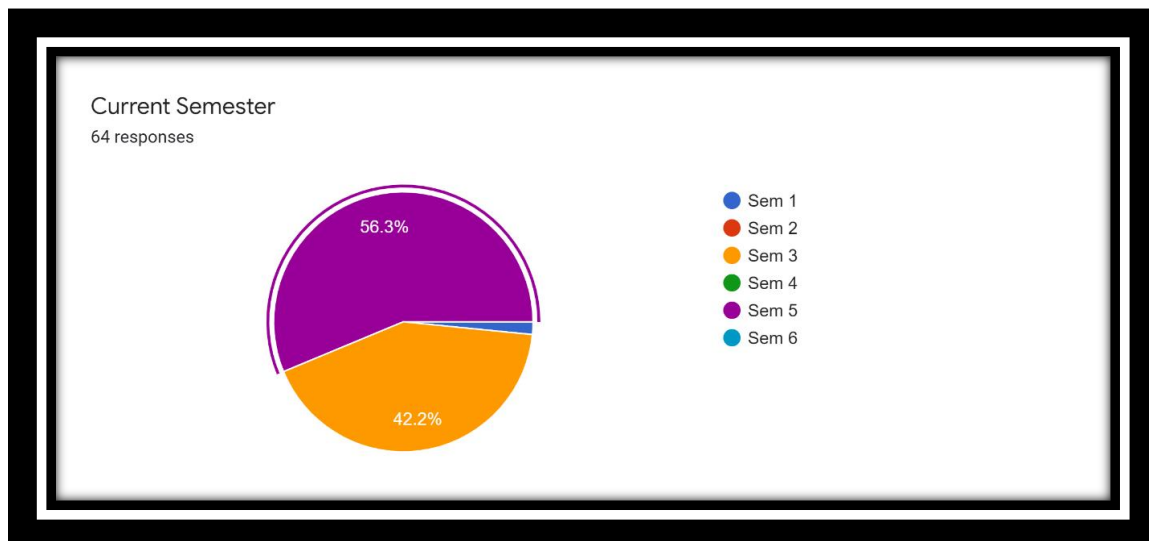
3. Do you get access to Departmental /Seminal Library?	Among the students, 63% said that they get access to seminar library and remaining 37% of students said that they don't get access to seminar library.	<p>Do you get access to Departmental /Seminal Library?</p> <p>263 responses</p>  <p>62.7% 37.3%</p> <p>● Yes ● No</p>
4. Does the IT Laboratory infrastructure is adequate to meet your academic need. (Applicable for student of Semester III and VI only)?	Among the respondents 65% of the students said that IT laboratory infrastructure is adequate to meet their academic needs whereas remaining 35% students said that they are not satisfied with the IT laboratory infrastructure.	<p>Does the IT Laboratory infrastructure is adequate to meet your academic need. (Applicable for student of Semester III and VI only)</p> <p>170 responses</p>  <p>64.7% 35.3%</p> <p>● Yes ● No</p>
5. Do your teachers illustrate the concepts with examples and application?	Among the respondents, 63% of students said that their teachers illustrate the concept with examples and application.	<p>Do your teachers illustrate the concepts with examples and applications?</p> <p>263 responses</p>  <p>63.1% 33.8%</p> <p>● a) Every time ● b) Occasionally ● c) Never</p>
6. Do the faculty helpful and supportive?	93% of the students agree that their departmental faculty is helpful and supportive and remaining 7% do not agree with this.	<p>Do the faculty helpful and supportive?</p> <p>263 responses</p>  <p>92.8% 7.2%</p> <p>● Yes ● No</p>

7. Do your teachers encourage you to participate in extra-curricular activities?	48% of the respondent student said that their teachers always encourage them to participate in extra-curricular activities and 49% said that their teachers often encourage them to participate in extra-curricular activities.	<p>Do your teachers encourage you to participate in extra-curricular activities?</p> <p>263 responses</p>  <p>Legend: Always (blue), Sometimes (red), Never (yellow)</p> <table border="1"><thead><tr><th>Response</th><th>Percentage</th></tr></thead><tbody><tr><td>Always</td><td>47.5%</td></tr><tr><td>Sometimes</td><td>48.3%</td></tr><tr><td>Never</td><td>4.2%</td></tr></tbody></table>	Response	Percentage	Always	47.5%	Sometimes	48.3%	Never	4.2%
Response	Percentage									
Always	47.5%									
Sometimes	48.3%									
Never	4.2%									
8. How far do you consider your internal assessment process to be fair?	94% of students responded that their internal assessment process is usually fair.	<p>How far do you consider your internal assessment process to be fair?</p> <p>263 responses</p>  <p>Legend: Usually fair (blue), Unfair (red)</p> <table border="1"><thead><tr><th>Response</th><th>Percentage</th></tr></thead><tbody><tr><td>Usually fair</td><td>93.5%</td></tr><tr><td>Unfair</td><td>6.5%</td></tr></tbody></table>	Response	Percentage	Usually fair	93.5%	Unfair	6.5%		
Response	Percentage									
Usually fair	93.5%									
Unfair	6.5%									

9. Following are some suggestions put forwarded by students of Department of COMMERCE:

- Department needs an IT lab as well as a digital classroom.
- Need more study materials.
- Most of the students wish to come to the college and do classes regularly, whereas some students suggested that classes should be done offline as well as online.
- Need more practice tests.
- Need more seminars.
- Need more current edition books in College Library.
- Need extra classes daily.

REPORT OF STUDENTS FEEDBACK.
DEPARTMENT OF POLITICAL SCIENCE.

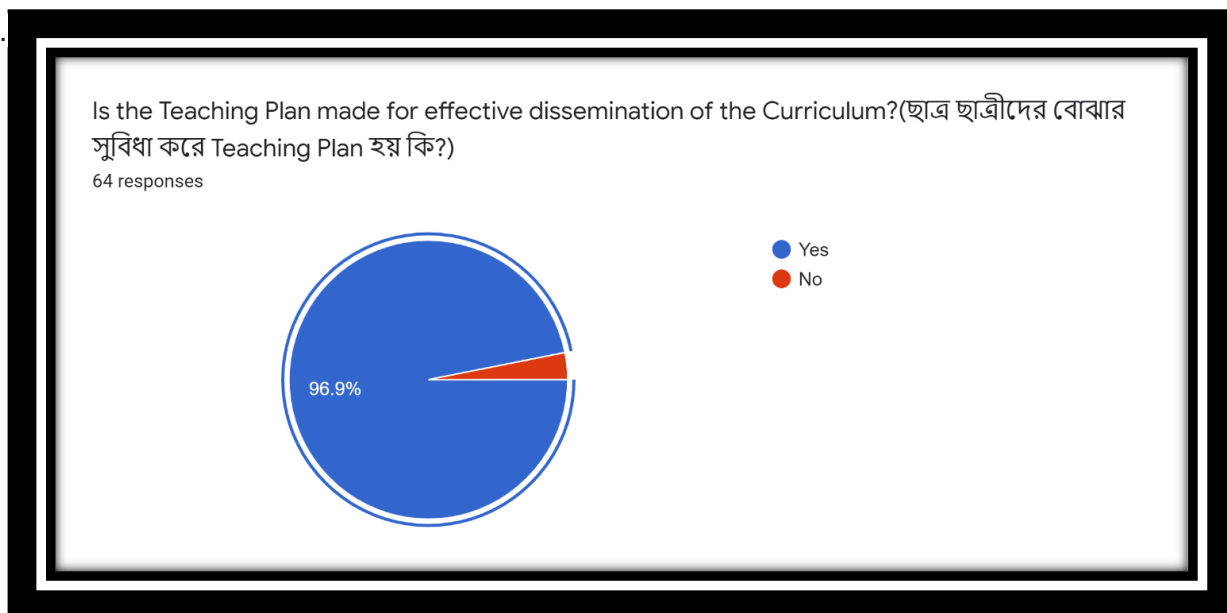


Total No of students in Sem 3 is 33 out of which 42.2% students responded to the feedback process.

Total No of students in Sem 5 is 40 out of which 56.3% students responded to the feedback.

The students were asked the following questions:

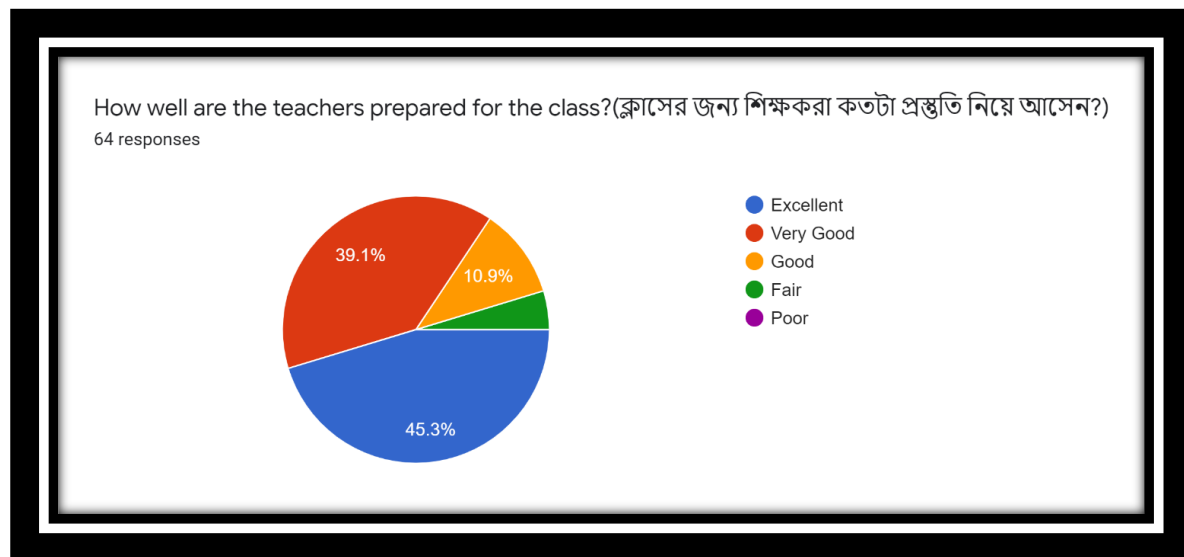
1.



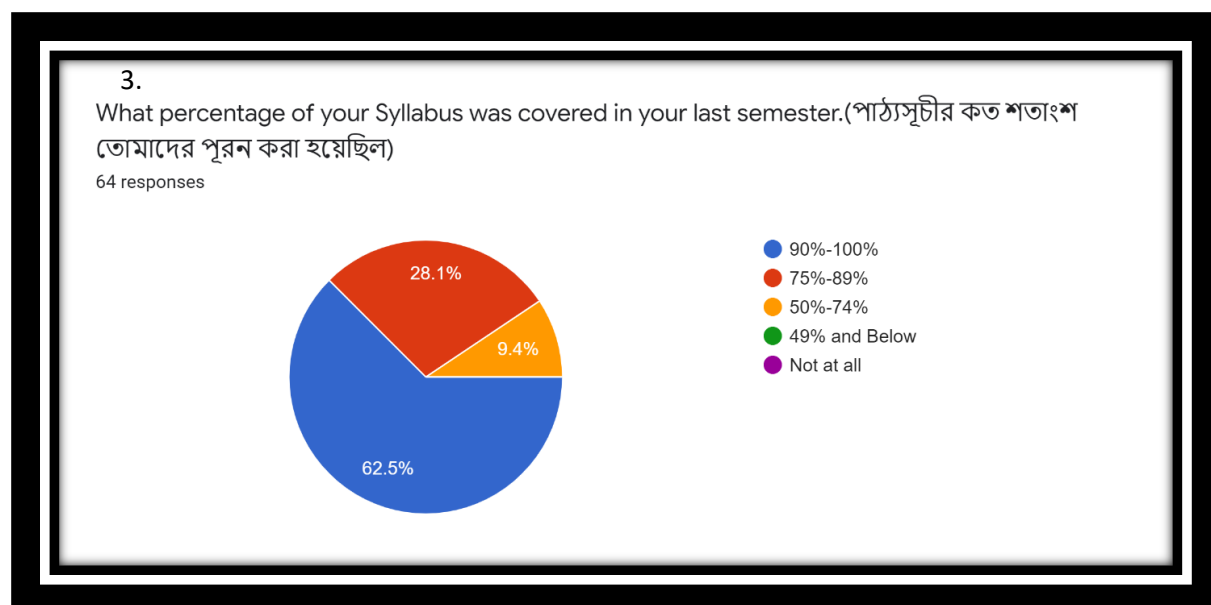
1.From the response it is clear that the students are satisfied with the teaching plan prepared by the faculties at the beginning of each academic session.96.9% have responded positively to this question. The department adheres to the prescribed syllabus offered by University of Calcutta

and informs its students the course and programme specific outcomes of each paper and the modules.

2,



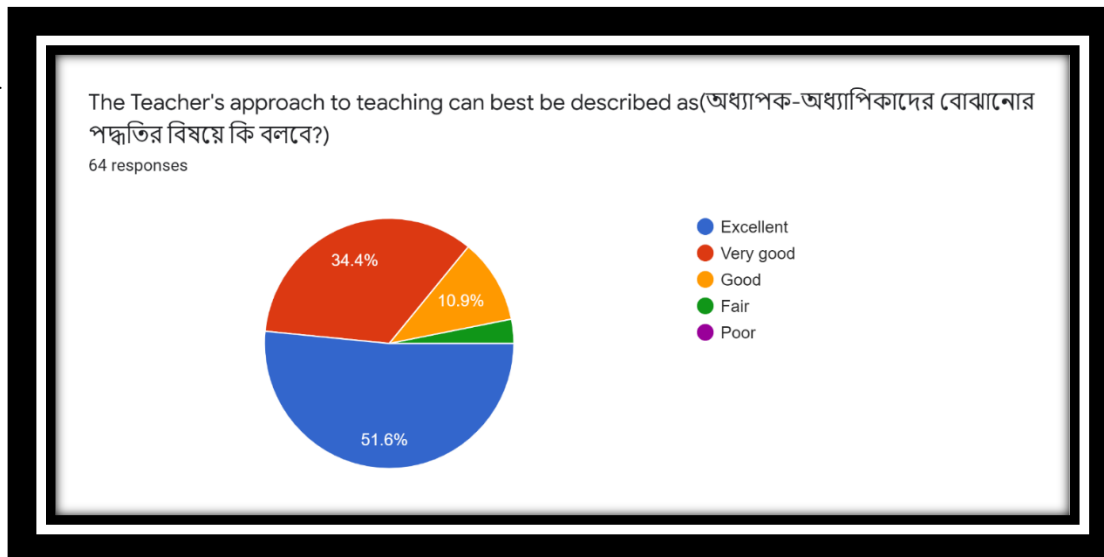
2.The students have responded positively to this question where 46.3% have termed the method of dissemination of knowledge as excellent,39.1% termed it very good and 10.9% felt it was good enough for them to grasp the content of the syllabus.



3.The faculties of the department are continuously trying to provide information and are sincere enough to complete the syllabus within time. 62.5% have responded saying that 90%-100% syllabus is completed on time before the end semester examinations. 28.1% feel that at least 75%

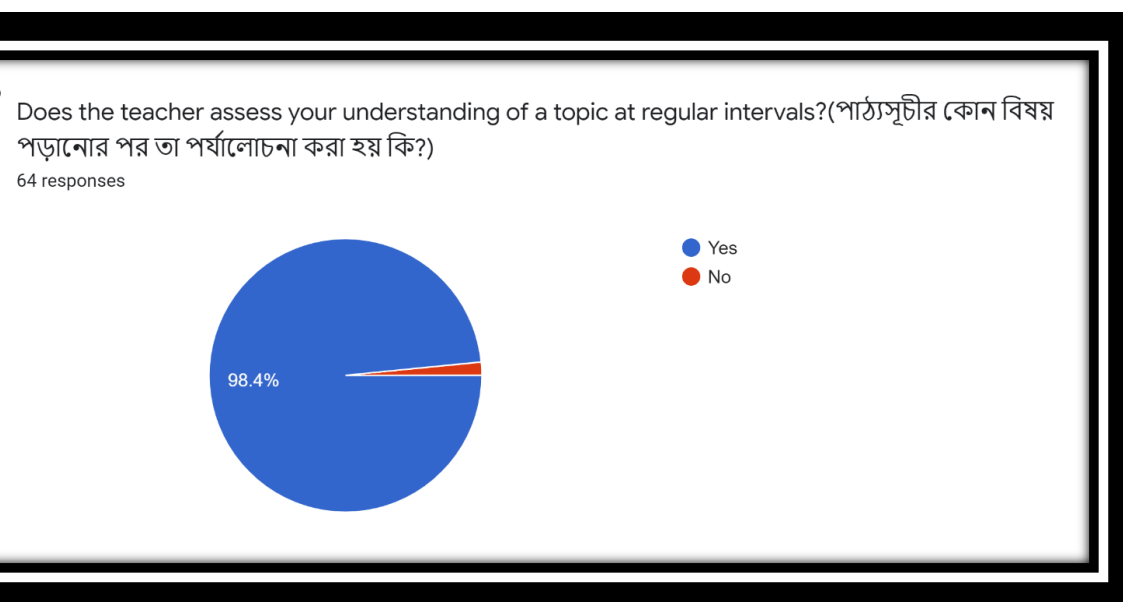
to 89% syllabus is completed in each course and module while only 9.4% feel that 50%-75% is completed within stipulated time.

4



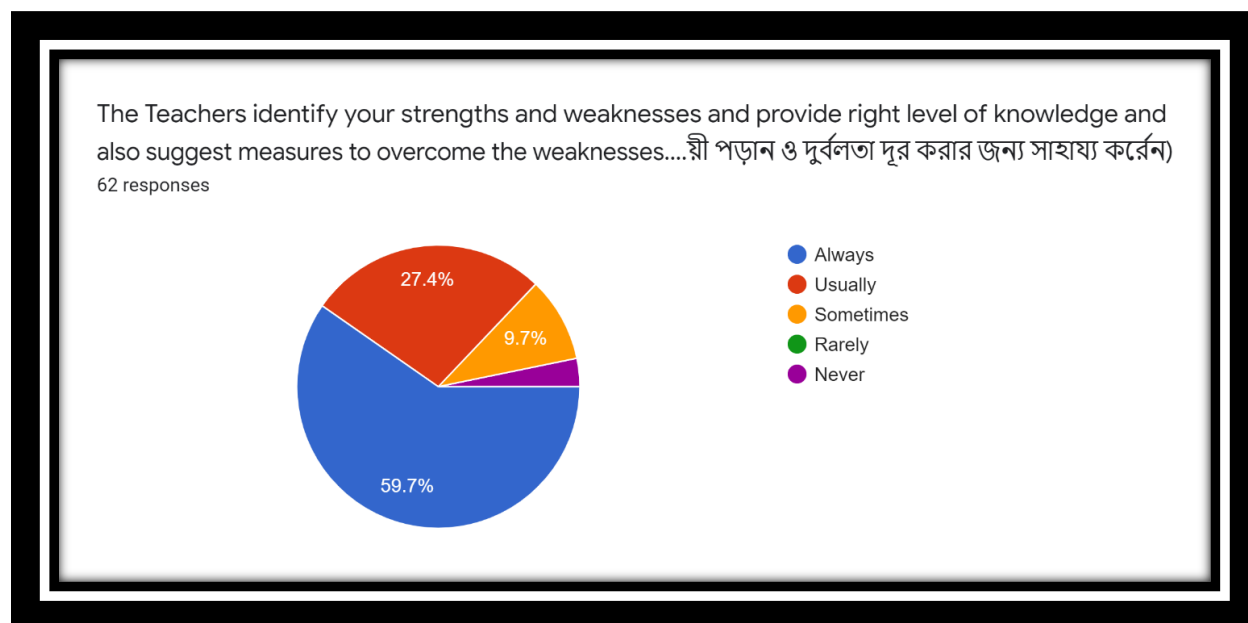
4. The faculties use various innovative methods for imparting knowledge like interactive discussion with students, ppt presentation and also use of the various study materials available in academic websites. This has been widely praised by the students as evident in the responses where 51.6% have termed it excellent, 34.4% feel it very good and 10.9% feel it is good for them to get hold of the meaning of the topics.

5

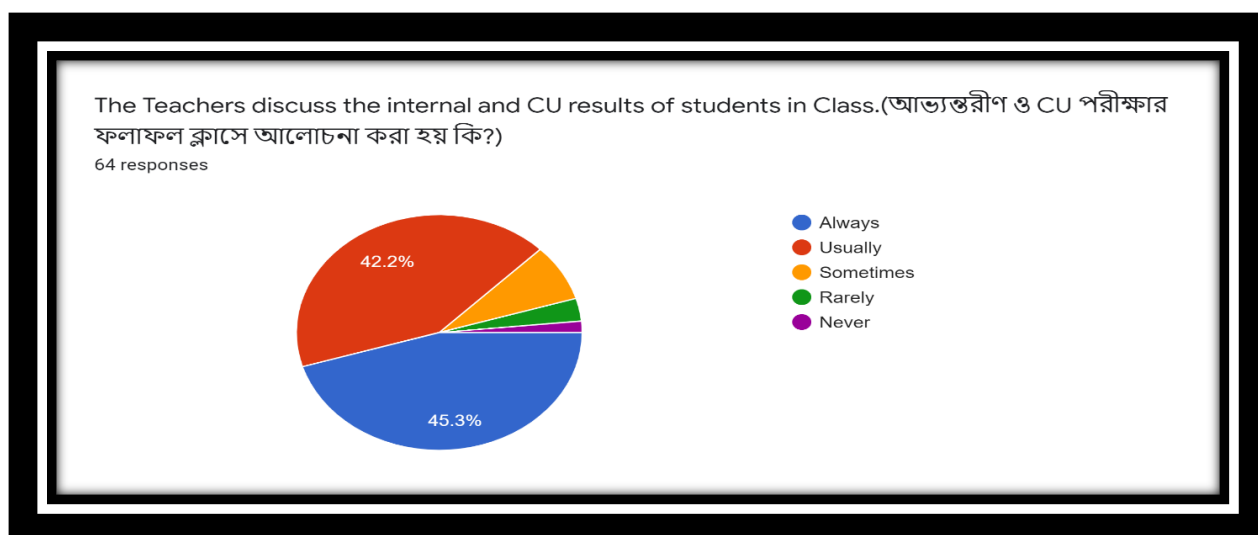


5. All the faculties organize doubt-clearing classes after the completion of every topic where students ask questions pertaining to the topic and also model answers are provided to the slow learners.

6. The Teachers identify your strengths and weaknesses and provide right level of knowledge and also suggest measures to overcome the weaknesses. (অধ্যাপক-অধ্যাপিকারা তোমার দক্ষতা এবং দুর্বলতা চিহ্নিত করে সেই অনুযায়ী পড়ান ও দুর্বলতা দূর করার জন্য সাহায্য করেন)

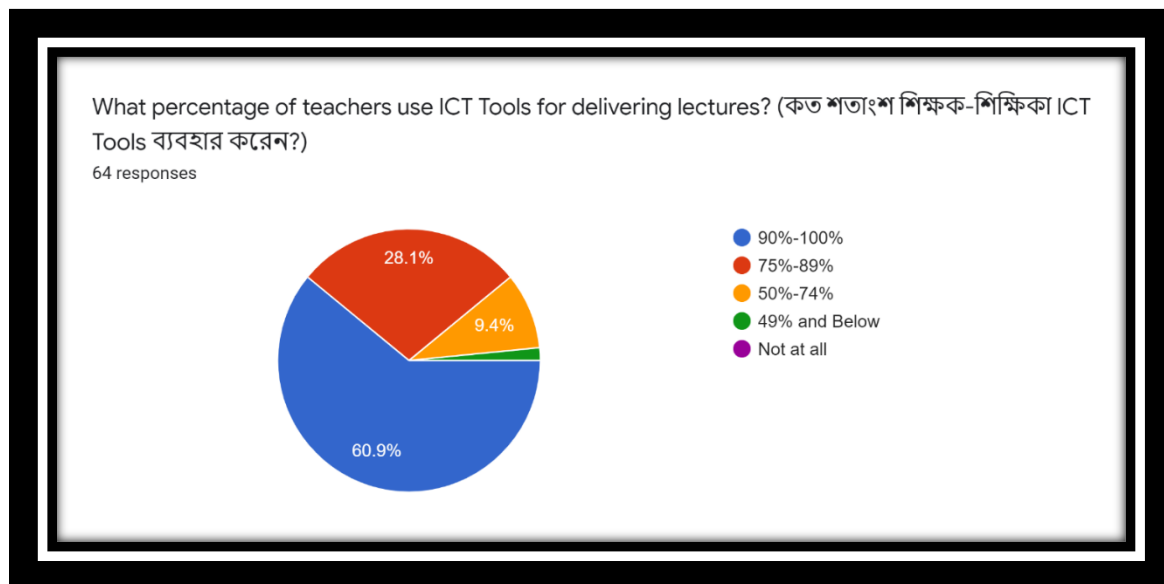


6.The department conducts regular meeting with students and identify the strength and weaknesses and conduct special class for them based on their need. The students have benefitted from the system as is evident in their responses where 59.7% have said that it is held regularly, 27.4% have said that it is usually done after each semester results and 9.7% have said that it is done sometimes.

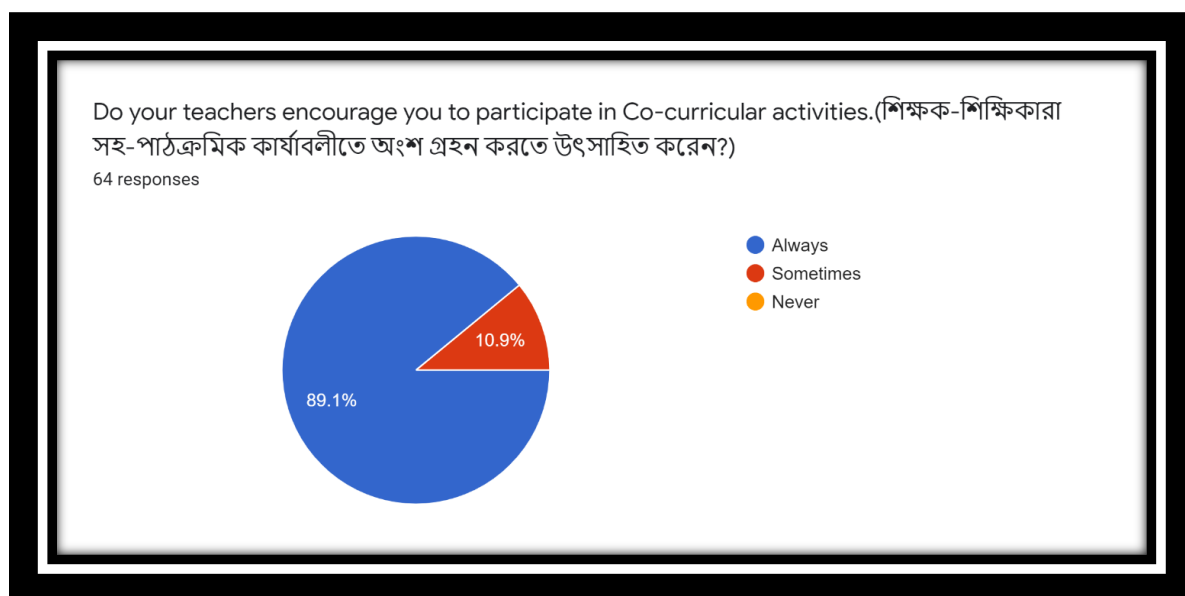


7.The teachers make a thorough analysis of the results of students and identify the strength and weaknesses of students and conduct special remedial classes for them. Their progression rate is also analyzed and discussed through parent teacher meeting after the publication of C.U results.

Based on the response it can be inferred that majority of the students are aware of these programmes which are done on a regular basis.



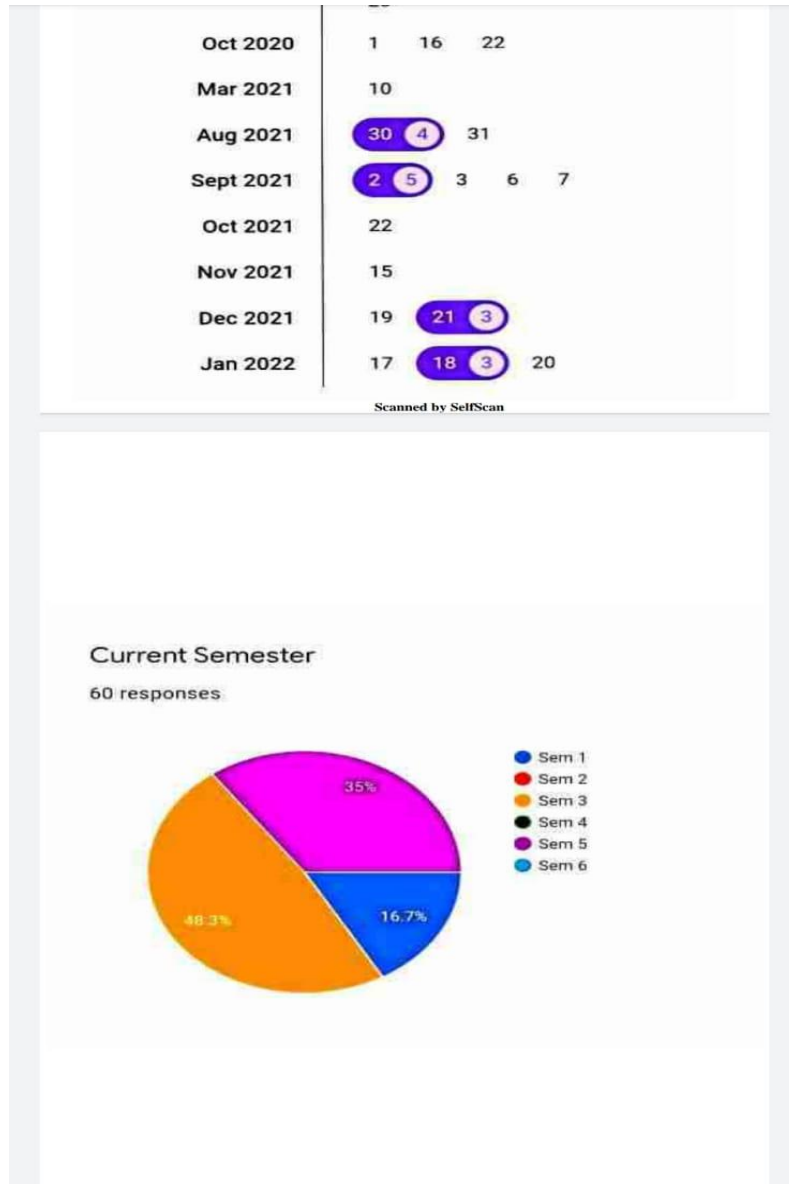
8. All the faculties use ICT enabled tools like Google meet and Google Classrooms to deliver their lecture and relevant study materials. This has greatly benefitted the students especially during the lockdown period due to pandemic of covid-19. Students living in remote areas could avail these materials and appeared in university exams. It also benefitted the economically backward sections who could not buy books during this period.



9. The department organizes several programmes throughout the year like students seminar/webinars, debates etc and encourage student participation. 89.1% students have responded which implies that they actively participate in such programmes.

10. Based on the suggestions received from the students it can be inferred that the overall performance of the department with respect to academic and cocurricular activities is satisfactory. However, there is a demand for ICT enabled smart classrooms and a departmental seminar library from the students. Some have also suggested for the increase of copies of available text and reference books in the library along with journals. The department would look into these suggestions and do the needful.

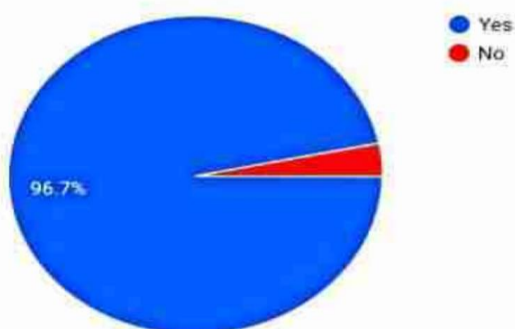
**STUDENT FEEDBACK FOR 1ST, 3RD & 5TH SEMESTER STUDENTS
DEPARTMENT OF EDUCATION.**



1.

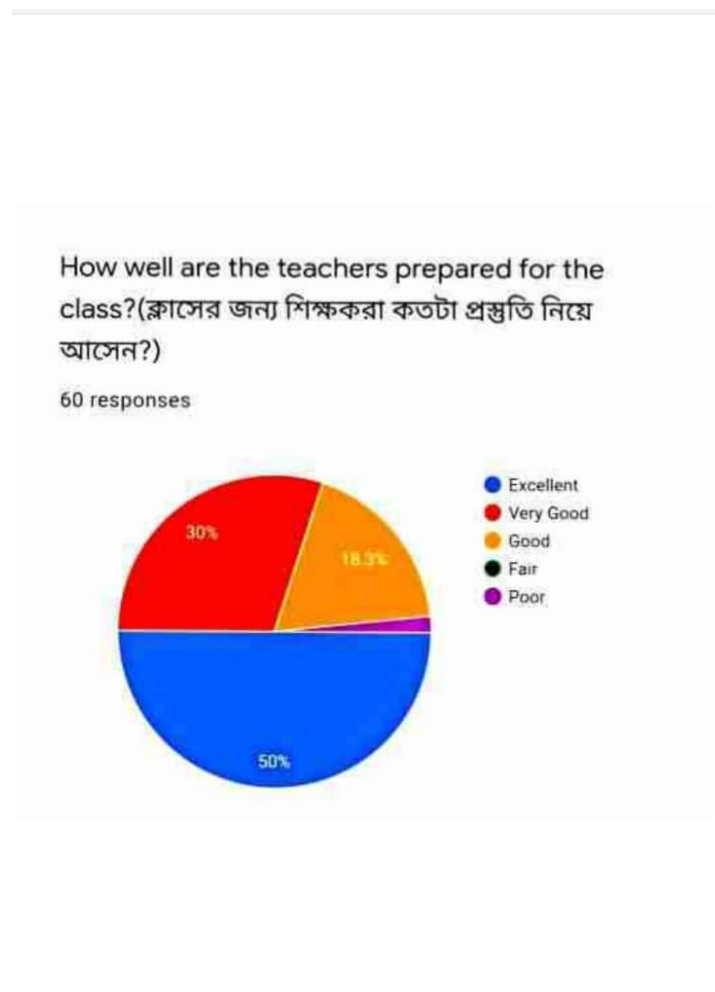
Is the Teaching Plan made for effective dissemination of the Curriculum?(ছাত্র ছাত্রীদের বোঝার সুবিধা করে Teaching Plan হয় কি?)

60 responses



96% of the students of 1st,3rd and 5th semesters said that the teaching plan was made for the effective dissemination of the Curriculum.

2.

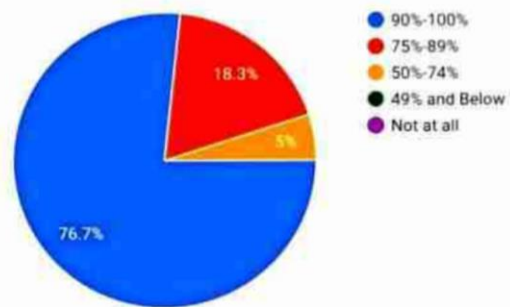


50% of the Students said that the teachers prepare excellently for the class,30% of the students said that the teachers preparation for the class is very good and18.3% of the students said that teachers preparation for the class is good.

3.

What percentage of your Syllabus was covered in your last semester.(পাঠ্যসূচীর কত শতাংশ তোমাদের পূরন করা হয়েছিল)

60 responses

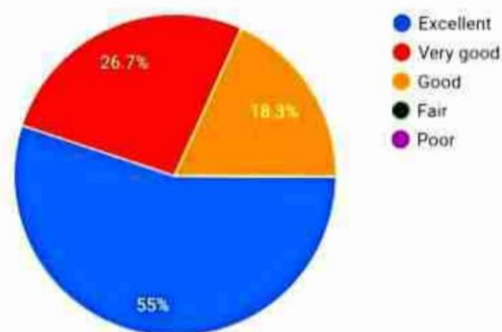


76.7% of the students said that 90% to 100% of the total syllabus was covered in class, 18.3% of students said 75% to 89% of the syllabus was covered in class, 5% said 50% to 74% of the syllabus was covered in class.

4.

The Teacher's approach to teaching can best be described as(অধ্যাপক-অধ্যাপিকাদের বোঝানোর পদ্ধতির বিষয়ে কি বলবে?)

60 responses

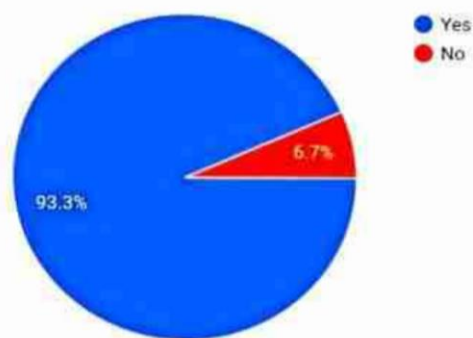


55% of the students described teachers approach to teaching as excellent,26.7% described it as very good,and 18.3%students described it as good.

5.

Does the teacher assess your understanding of a topic at regular intervals?(পাঠ্যসূচীর কোন বিষয় পড়ানোর পর তা পর্যালোচনা করা হয় কি?)

60 responses

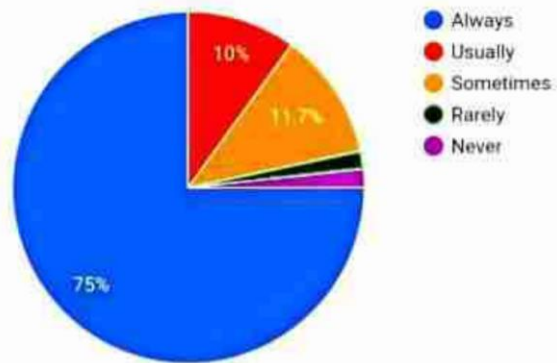


93.3% of students said that the teachers assess the understanding of students at regular intervals.

6.

The Teachers identify your strengths and weaknesses and provide right level of knowledge and also suggest measures to overcome the weaknesses. (অধ্যাপক-অধ্যাপিকারা তোমার দক্ষতা এবং দুর্বলতা চিহ্নিত করে সেই অনুযায়ী পড়ান ও দুর্বলতা দূর করার জন্য সাহায্য করেন)

60 responses

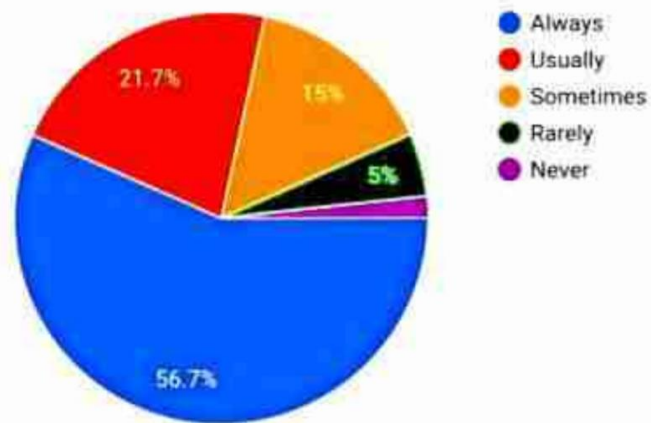


75% of the students said that the teachers assess their strengths and weaknesses and provide right level of knowledge and also suggest measures to overcome weaknesses, 10% of the students said teachers usually do this and 11.7% of the students said teachers sometimes do this.

7.

The Teachers discuss the internal and CU results of students in Class.(আভ্যন্তরীণ ও CU পরীক্ষার ফলাফল ক্লাসে আলোচনা করা হয় কি?)

60 responses

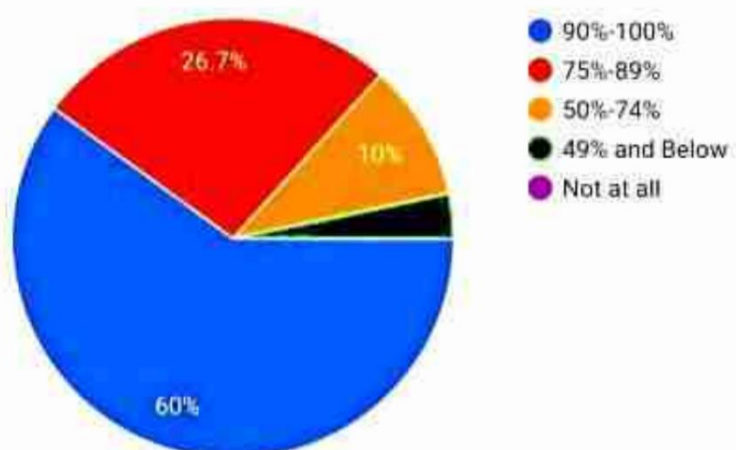


56.7% of the students said that the teachers always discuss the internal and CU results of the students in class, 21.7% of students said teachers usually do this, 15% of students said teachers sometime do it, 5% said teachers rarely does it.

8.

What percentage of teachers use ICT Tools for delivering lectures? (কত শতাংশ শিক্ষক-শিক্ষিকা ICT Tools ব্যবহার করেন?)

60 responses

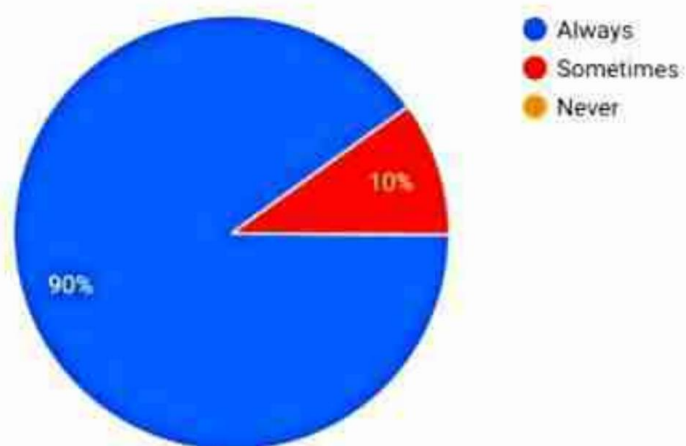


60% of the students were of opinion that teachers use of ICT tools for delivering class lectures is 90% to 100%, 26.7% of students said it is 75% to 89%, 10% of the students opined it is 50% to 74%.

9.

Do your teachers encourage you to participate in Co-curricular activities.
(শিক্ষক-শিক্ষিকারা সহ-পাঠ্যক্রমিক কার্যাবলীতে অংশ গ্রহন করতে উৎসাহিত করেন?)

60 responses



90% of the students said that the teachers encourage them to participate in co curricular activities.

Students suggestion for departmental development

- 1) Students need Group discussion.
- 2) Use technology for advance teaching and learning.
- 3) Group Discussion প্রয়োজন।
- 4) ছাত্র ছাত্রীদের সব সময়ই Active থাকতে হবে।
- 5) My department is always very good.
- 6) লাইব্রেরীতে কিছু আরও বইয়ের প্রয়োজন।
- 7) Addition of some more books in tha library.
- 8) Library ta aro ki6u book thakla valo hoy.
- 9) Our department is very good for me but we needed offline classes.
- 10) Sob studentder aro vlo vaba nojor dita hobe.

DR Kanailal Bhattacharya College, Howrah.

Department of English

Students' Feedback Analyses- 2021-22.

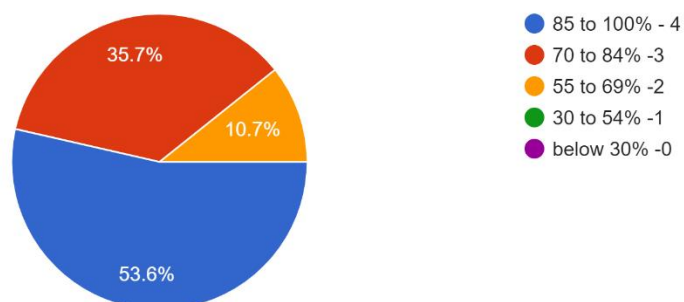
ENGA SEMESTER III and ENGA SEMESTER V

A REPORT ON THE SURVEY ON STUDENTS REGARDING ENGLISH/WORLD LITERATURES IN ENGLISH

PREPARED BY- Prof. Swati Mustaphi (HoD)

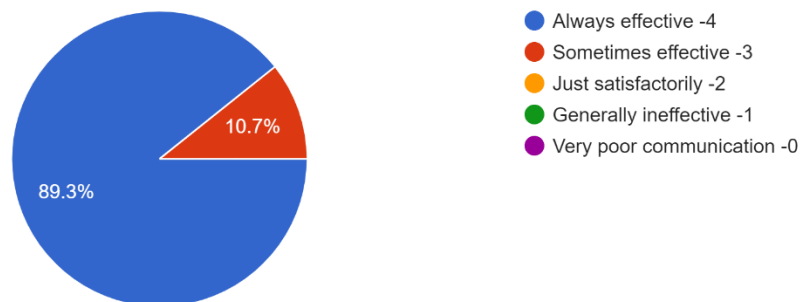
How much of the syllabus in English is covered in class?

28 responses



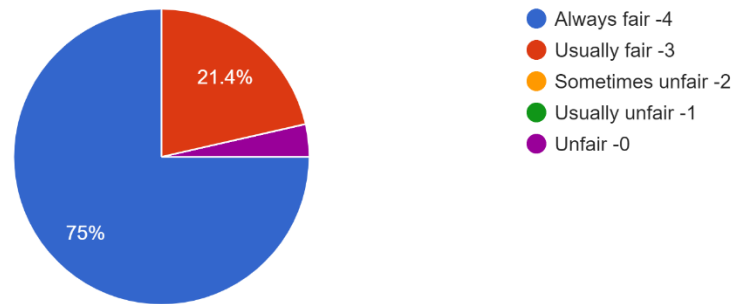
How well were the teachers able to communicate?

28 responses



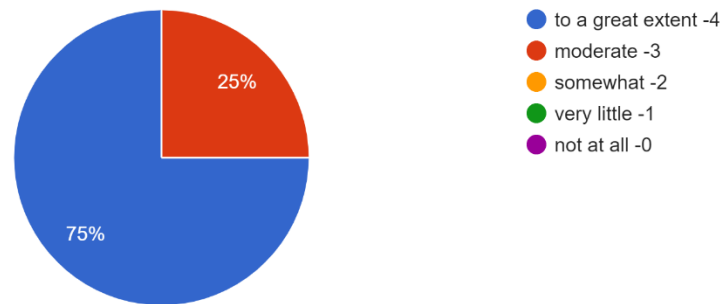
Fairness of the internal evaluation process by the teachers

28 responses



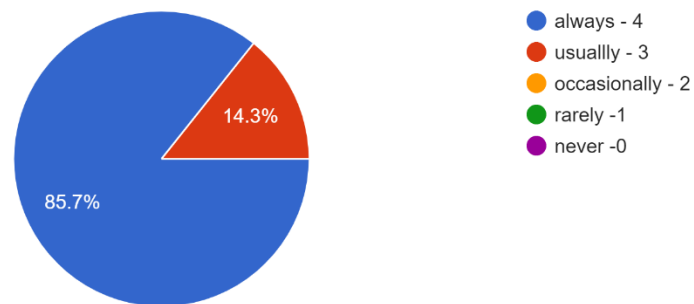
The teachers use student centric methods such as participative learning (examples students' webinars, class discussions) for enhancing learning experiences

28 responses



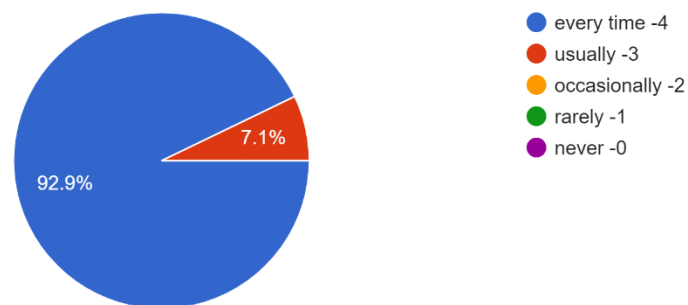
Have you been taught to write academic papers as in term papers and projects?

28 responses



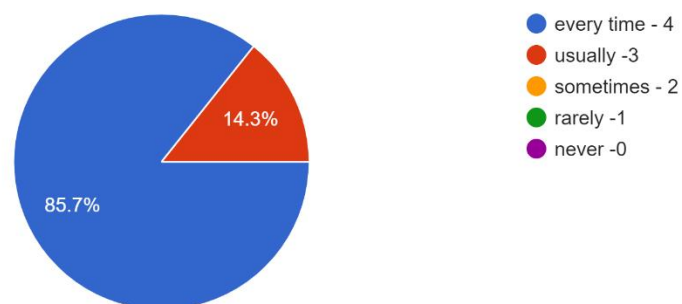
Teachers inform you about your expected competencies, course outcomes and programme outcomes

28 responses



Was your performance in assignments discussed with you?

28 responses



B. Write down your suggestions for the improvement of the infrastructure of the department (books, computers and number of permanent faculty) 28 responses

Books

More smart classes

Proper Offline classes and communication with teachers will be really effective
Smart classes and easy access to online essays
number of permanent faculty
I have no suggestions. All infrastructures are good.
Our department is so good. My teachers are always communicated with me. They always guide me about my studies.
Very good. Satisfied.
In my opinion needn't any improvement
Nothing
We need more smart classes for our development and more books in library for study materials.
Smart class
Books.
It will be helpful to us if the teacher provides study material in class.
It will be helpful to us if the teachers provide study material in class.
It will be helpful to us if the teachers provide us study material in class
The college should make arrangements to keep more books in the library
Computers
All study materials which are needed already provided to me by our professors. I don't need anything as of now.
It's good and teachers are very helpful
No need
I need more books in library to help for study
Number of permanent faculty
We need a smart classroom.
Maybe access to smart class as well

OBSERVATIONS:

From the pie-diagrams charted above, it is evident that the students are satisfied with the teaching-learning processes followed by the faculty of the Department of English. The students seem to have engaged themselves in participatory learning and experiential learning while understanding the interdisciplinarity of language, literature and culture. The students have appreciated the method followed while they have been taught in class and an evaluative method followed simultaneously. The students' feedback indicate their quest for more knowledge in an inter-disciplinary subject like English/World Literature as they have expressed their requirement for more e-books, e-journals, smart classes and resource persons/ permanent faculty.

Sd/

Swati Mustaphi

DR. KANAILAL BHATTACHARYYA COLLEGE

DEPARTMENT OF PHILOSOPHY

STUDENT'S FEEDBACK REPORT (Sipra Ganguly)

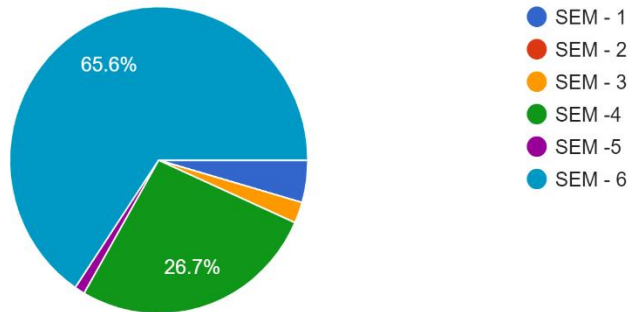
NO. OF STUDENTS RESPONDED -35

QUES NO.	QUESTIONS	STUDENT'S FEEDBACK SUMMARY
1.	Is the Teaching Plan made for effective dissemination of the Curriculum?	<ul style="list-style-type: none">• 100% Students responded -YES
2.	How well are the teachers prepared for the class?	<ul style="list-style-type: none">• 65.7% of students responded- EXCELLENT• 31.4% of students responded-VERY GOOD
3.	What percentage of your Syllabus was covered in your last semester?	<ul style="list-style-type: none">• 54.3 of students responded-90-100%• 31.4% of students responded-75-89%• 14.3% of students responded-50-74%
4.	The Teacher's approach to teaching can best be described as...	<ul style="list-style-type: none">• 71.4% of students responded-EXCELLENT• 22.9% of students responded-VERY GOOD
5.	Does the teacher assess your understanding of a topic at regular intervals?	<ul style="list-style-type: none">• 100% of students responded -YES
6.	The Teachers identify your strengths and weaknesses and provide right level of knowledge and also suggest measures to overcome the weaknesses.	<ul style="list-style-type: none">• 91.4% of students responded-ALWAYS• 5.7% Of students responded-USUALLY• 2.9% of students responded-SOMETIMES
7.	The Teachers discuss the internal and CU results of students in Class.	<ul style="list-style-type: none">• 62.9% of students responded-ALWAYS• 20% of students responded -USUALLY• 5.7% of students responded-SOMETIMES• 2.7% of students responded-RARELY
8.	What percentage of teachers use ICT Tools for delivering lectures?	<ul style="list-style-type: none">• 62.9% of students responded-90-100%• 31.4% of students responded-75-89%• 5.7% of students responded-50-74%
9.	Do your teachers encourage you to participate in Co-curricular activities?	<ul style="list-style-type: none">• 91.4% of students responded-ALWAYS• 8.6% of students responded -SOMETIMES
10.	Give one suggestion for improvement of academic activity in your department.	<ul style="list-style-type: none">• Most of the students are satisfied with the academic activities of the Department and described it as very good.• Some students have suggested the facilitating them with Departmental library and access to more e-books.

REPORT OF STUDENTS FEEDBACK (SEM-4 AND SEM-6)

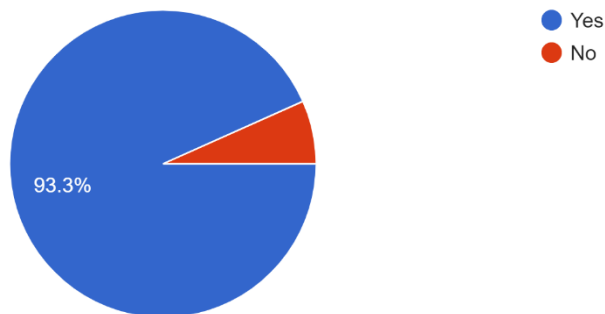
DEPARTMENT OF BENGALI

Semester
90 responses



To receive students feedback of Bengali Department 10 questions were sent to students of Bengali Hons Sem-4 and Sem-6 in the last week of February,2022. Feedback was received from 90 students of which 59 students of Sem -4 and rest are from Sem – 6. The feedback reports of the Department are as follows -

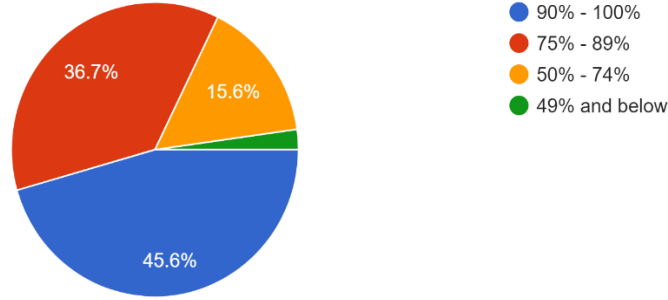
বিভাগীয় শিক্ষকেরা কি Off Line অথবা Online পদ্ধতিতে নিয়মিত ক্লাস নেন ?
90 responses



৯৩ শতাংশ ছাত্রছাত্রী শিক্ষকদের নিয়মিত ক্লাস নেওয়ার ব্যাপারে সন্তোষ প্রকাশ করেছে।

তোমাদের সিলেবাসের পাঠক্রম বোঝাতে শিক্ষকদের আন্তরিকতা কতখানি ?

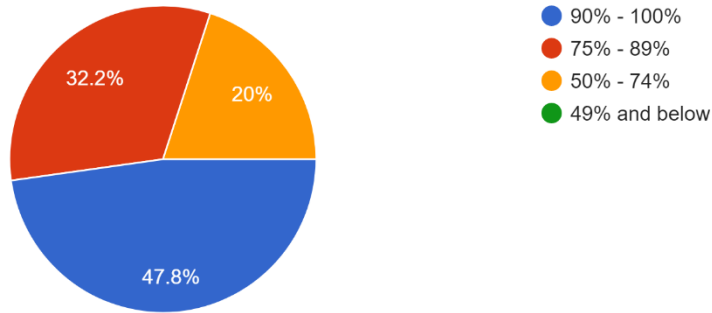
90 responses



সিলেবাসের পাঠক্রম বোঝানোর ক্ষেত্রে শিক্ষকদের আন্তরিকতা বিষয়ে ৯০ জনের মধ্যে ৪৬ শতাংশ প্রায় একশোভাগ সন্তুষ্ট এবং ৩৭ শতাংশ ছাত্রছাত্রী ৮০ শতাংশ সন্তোষ প্রকাশ করেছে।

শিক্ষকেরা সেমিস্টারের পাঠক্রম নির্দিষ্ট সময় সীমায় শেষ করতে পারেন কি ?

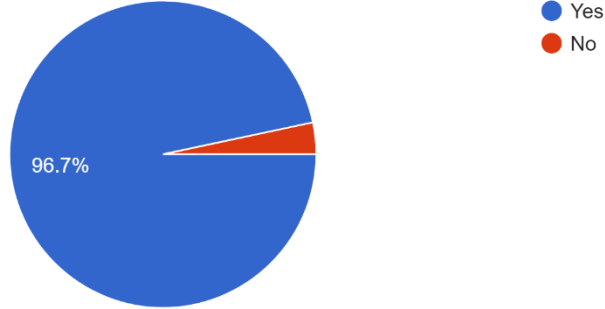
90 responses



নির্দিষ্ট সময়ে পাঠক্রম শেষ করার ব্যাপারে ৯০ ভাগ সন্তোষ প্রকাশ করেছে ৪৮ শতাংশ ছাত্রছাত্রী এবং ৭৫-৮৯ শতাংশ সন্তোষ প্রকাশ করেছে ৩২ জন ছাত্রছাত্রী।

CBCS পদ্ধতির প্রতি সেমিস্টারে অধ্যাপকগন পাঠক্রম বিষয়ে শিক্ষার্থীদের অবহিত করেন কি ?

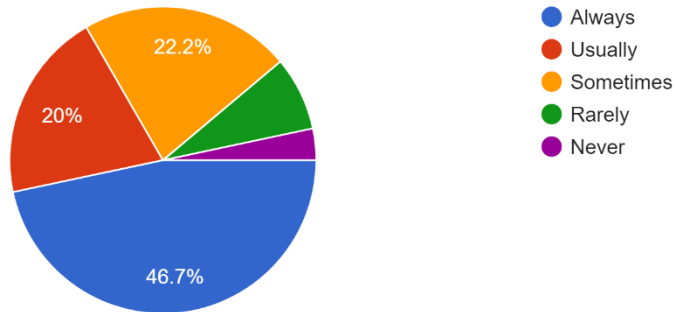
90 responses



শিক্ষকগন ছাত্রছাত্রীদের পাঠক্রম বোঝানোর বিষয়ে কতখানি সহায়তা করেন সেই সংক্রান্ত প্রশ্নে ৯০ জনের মধ্যে ৮৭ জন তাদের ১০০ ভাগ সন্তোষ প্রকাশ করেছে।

পরীক্ষার ফল প্রকাশের পর অধ্যাপকগন ছাত্রছাত্রীদের সঙ্গে ফলাফল পর্যালোচনা করেন কি ?

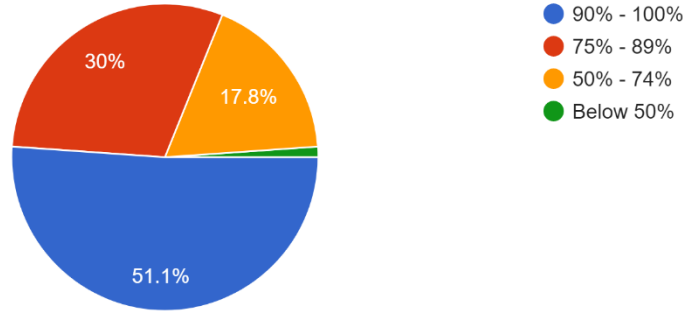
90 responses



পরীক্ষার ফল প্রকাশের পর অধ্যাপকগন ছাত্রছাত্রীদের সঙ্গে ফলাফল পর্যালোচনা করার প্রশ্নে-
সর্বদা উত্তর দিয়েছেন – ৪৭ শতাংশ ছাত্রছাত্রী
সাধারণভাবে উত্তর দিয়েছেন – ২০ শতাংশ ছাত্রছাত্রী এবং
কখনো কখনো উত্তর দিয়েছেন – ২২ শতাংশ ছাত্রছাত্রী

শ্রেণীকক্ষে বা Online পদ্ধতিতে পঠন পাঠনের সময় শিক্ষার্থীদের শিক্ষকেরা আন্তরিকভাবে বোঝাতে সচেষ্ট হন কি?

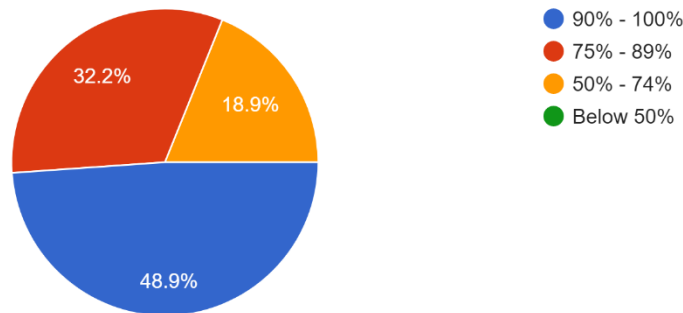
90 responses



শ্রেণীকক্ষে বা Online পদ্ধতিতে পঠন পাঠনের প্রশ্নে শিক্ষার্থীদের অভিমত হল - ৫১ শতাংশ ছাত্রছাত্রী তাদের ৯০ শতাংশের বেশী সন্তুষ্টির কথা জানিয়েছে। আর ৩০ শতাংশ ছাত্রছাত্রীর তাদের সন্তুষ্টির হার হল - ৭৫-৮৯ শতাংশ।

বিশ্ববিদ্যালয়ের নির্দিষ্ট পাঠ্যক্রম পড়ানো ছাড়া সহপাঠ্যক্রমিক কার্যাবলীতে অংশগ্রহণের ব্যাপারে শিক্ষকেরা উৎসাহিত করেন কি?

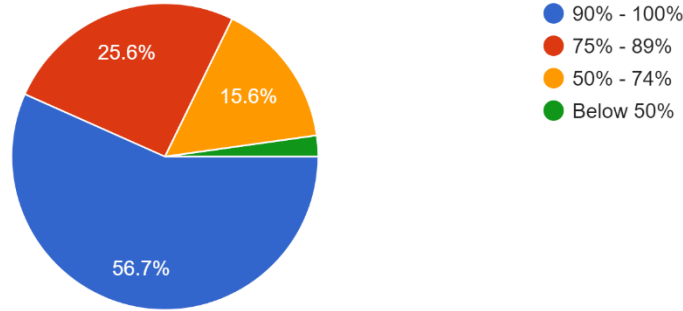
90 responses



সহপাঠ্যক্রমিক কার্যাবলীতে অংশগ্রহণের ব্যাপারে শিক্ষকেরা উৎসাহিত করেন কিনা সে বিষয়ে প্রশ্নের উত্তরে ৫০ শতাংশ ছাত্রছাত্রীর অভিমত হল তারা ৯০ ভাগ সন্তুষ্ট। এবং ৩২ শতাংশ ছাত্রছাত্রীর সন্তোষের হার হল ৭৫-৮৯ শতাংশ।

তোমাদের পাঠ্য বিষয়বস্তু সঠিকভাবে বুঝতে না পারলে অধ্যাপকেরা শিক্ষার্থীদের পুনরায় বোঝানোর ব্যাপারে কতখানি সচেতন থাকেন ?

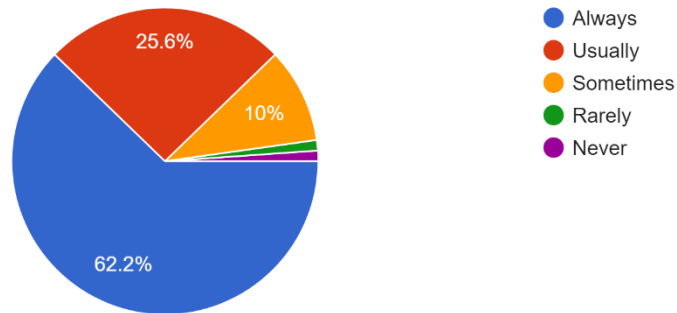
90 responses



পাঠ্য বিষয়বস্তু সঠিকভাবে বুঝতে না পারলে অধ্যাপকেরা শিক্ষার্থীদের পুনরায় বোঝানোর ব্যাপারে ৫৭ শতাংশ শিক্ষার্থীর সন্তোষের হার হল - ৯০-১০০ শতাংশ। এবং ২৬ শতাংশ শিক্ষার্থীর সন্তোষের হার হল ৭৫-৮৯ শতাংশ।

Departmental Programme বা অনুষ্ঠান সূচি বিষয়ে যথাসময়ে শিক্ষকেরা ছাত্রছাত্রীদের অবহিত করেন কি?

90 responses



Departmental Programme বা অনুষ্ঠান সূচি বিষয়ে ৬২ শতাংশ ছাত্রছাত্রী জানিয়েছে যে তারা বিষয়গুলি সর্বা জানতে পারে এবং ২৬ শতাংশ ছাত্রছাত্রী তারা সাধারণভাবে জানতে পারে।

তোমাদের শিক্ষা পদ্ধতির সার্থক রূপায়ন ঘটানোর জন্য তোমার একটি প্রস্তাব জানাও।⁹⁰

responses

শিক্ষার্থীদের পক্ষ থেকে পঠনপাঠনের প্রশ্নে উন্নতি সাধনের জন্য যে প্রস্তাবগুলি এসেছে তা থেকে জানা যাচ্ছে যে তারা নিয়মিত ক্লাস , প্রজেক্টরের মাধ্যমে শিক্ষাদান, গ্রন্থাগারে বইয়ের সংখ্যা বৃদ্ধি, ই-বুক ফেসিলিটিস এবং ক্লাসের সংখ্যা বৃদ্ধি ঘটানোর প্রস্তাব জানিয়েছে।

Feedback form on Syllabus and it's transaction at the Institution

45 responses

[Publish analytics](#)

Name

45 responses

Puja saha
Surajit das
Karabi Das
Priya Pal
FAJRUL HAQUE
Ishika Dey
Sneha Mullick
Md.Ismail Ali
Retika Naskar



Email

45 responses

Pujasahaedu2019@gmail.com

123das.surajit@gmail.com

daskarabi587@gmail.com

priya66053@gmail.com


fajrulhaque2002@gmail.com

ishikadey474@gmail.com

snehamullick09@gmail.com

mdismailali8777@gmail.com

diya79888@gmail.com



Address

45 responses

59,sadar boxi lane, howrah

Garmirzapur,mashila,howrah

Flat no 7, 2nd floor, Ishika Apartment, Baruipur, Kolkata 700144

Nandi Para Lane, Ramrajatala, Howrah

GHOSAL CHAK,BELKULAI, RAJAPUR,HOWRAH,711322

Ichapur kamardanga howrah

Shyamsundarchowk, Santoshpur, Uluberia, Howrah, Pin code - 711310

B-2/ 10 Tikiapara Railway Colony

Bipranna Para, Domjur,Howrah



Phone number

43 responses

7044763519

6290896538

9903420775

7595822559

9748466827

06291484826

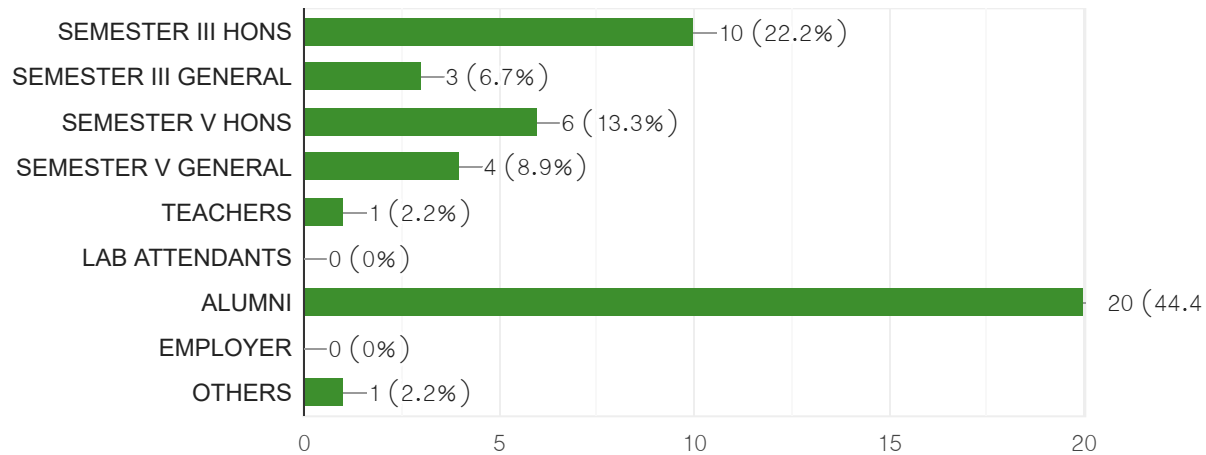
+919330164291

7439546345

9163419538

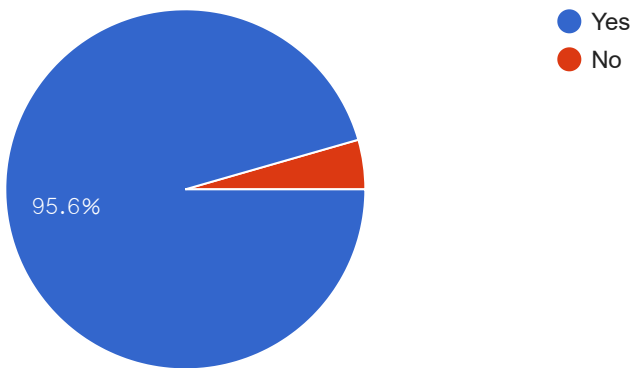
Category

45 responses



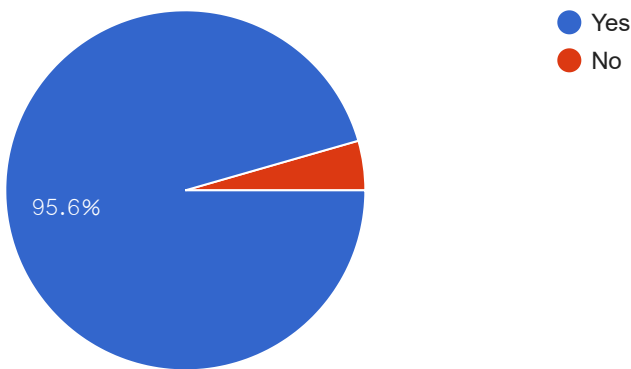
Do the teachers prepare teaching plans according to the needs of the students ?

45 responses



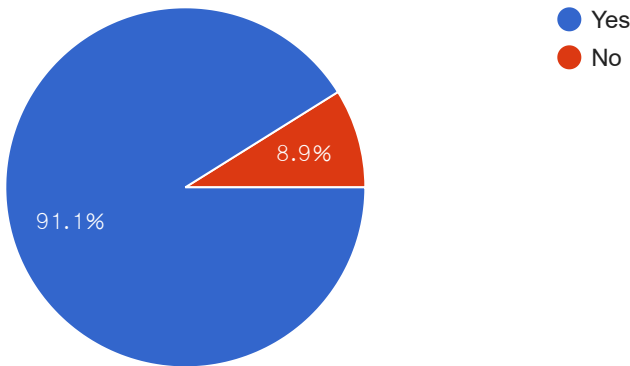
Do the teachers teach according to the strengths and weaknesses of the students ?

45 responses



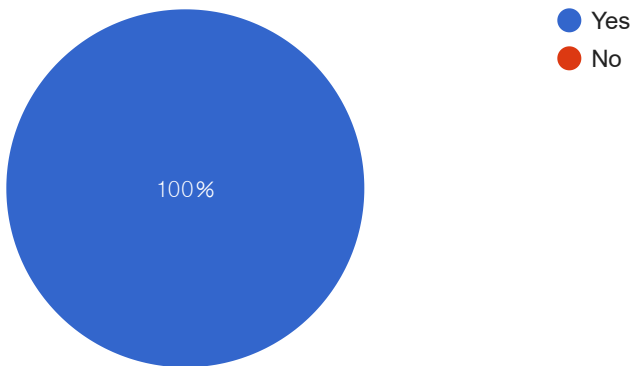
Do they take special care to cater to the weaknesses of the students ?

45 responses



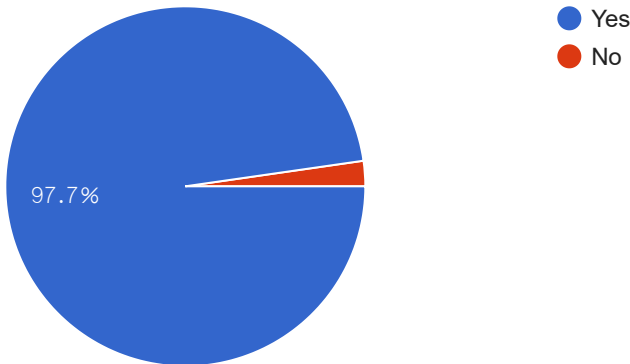
Are the classes adequately distributed in the routine so that whole syllabus is covered ?

45 responses



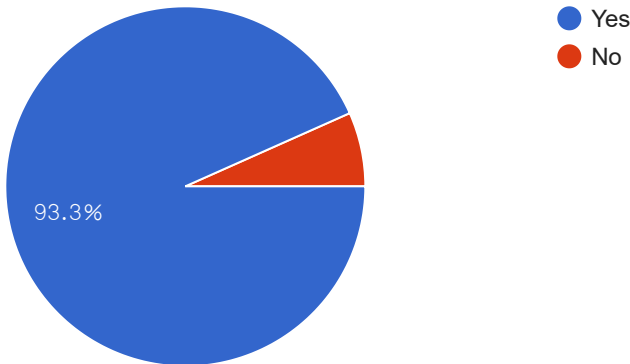
Do the teachers encourage the students to participate in co-curricular activities so that completion of syllabus and all round development of the students are ensured ?

44 responses



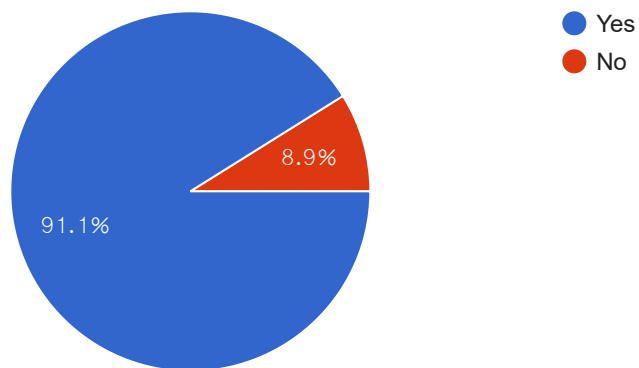
Do the teachers discuss the results of Internal Examinations with the students ?

45 responses



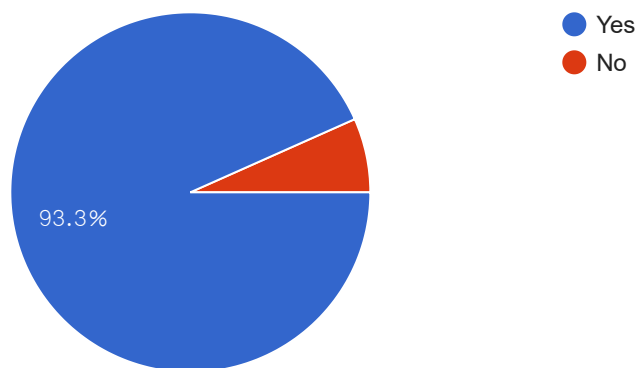
Does the college provide adequate instruments and laboratory facilities for completion of the syllabus ?

45 responses



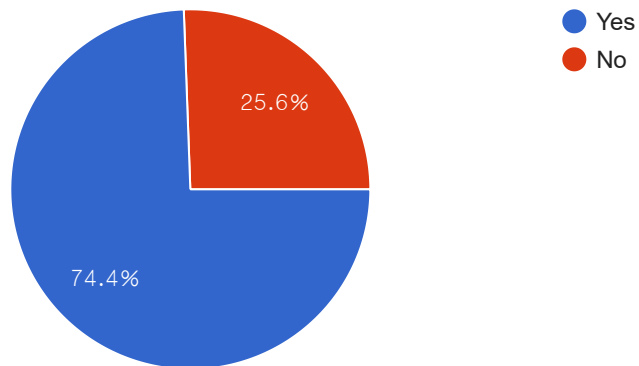
Are field works done adequately for the completion of the syllabus ?

45 responses



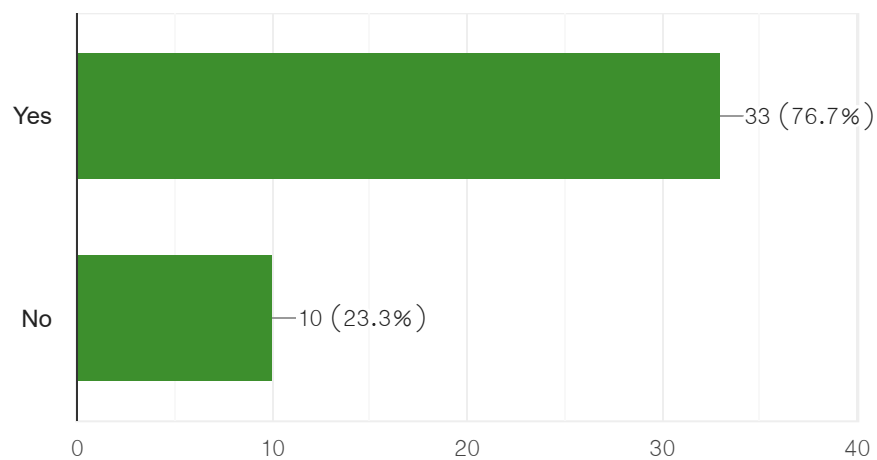
Are there ICT aided classrooms ?

43 responses



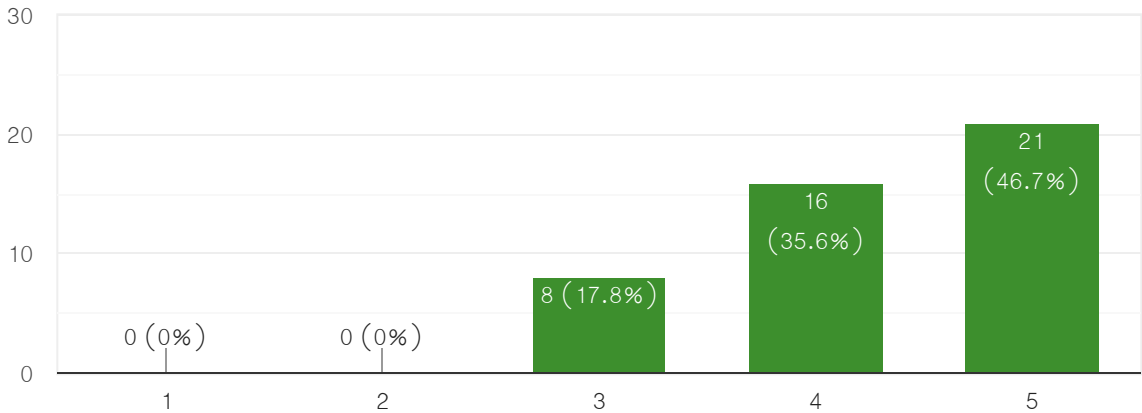
Are the students given a clear idea about the career options they can access in future related to their curriculum ?

43 responses



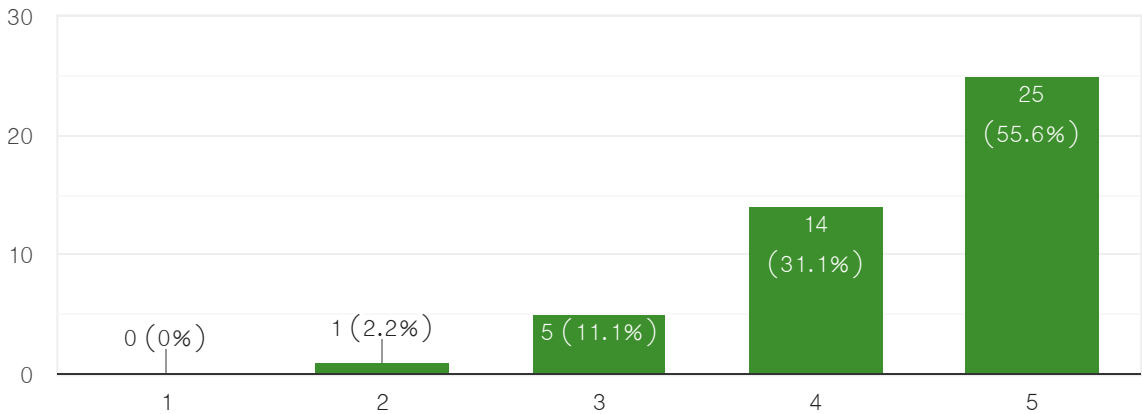
Please give a rating on teaching learning experience

45 responses



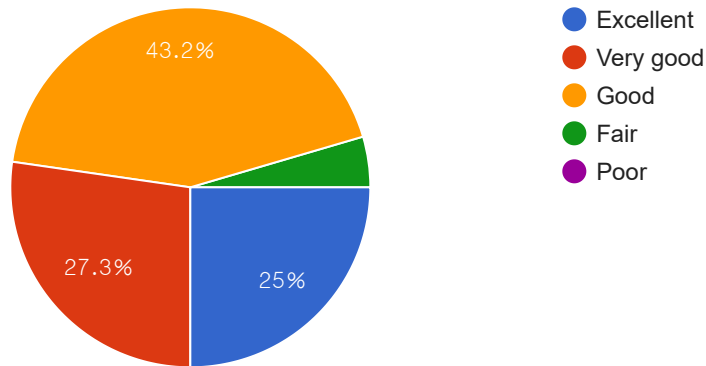
Please give a rating on encouragement towards co-curricular activities

45 responses



Please give a rating on facilities provided by the Institution

44 responses



Any other suggestions

20 responses

Nothing

No

Practical er class gulo beshi kore korale valo hobe

NA

Nope

If we should practiced the gis in computer. Than we learnt better.

If all the teachers take some quiz competitions and class tests from the syllabus then it will be very helpful for us.

Need to give physical class by the teachers that helps more quick to understand.

Another

This content is neither created nor endorsed by Google. [Report Abuse](#) - [Terms of Service](#) - [Privacy Policy](#)

Google Forms



