

STUDENT FEEDBACK

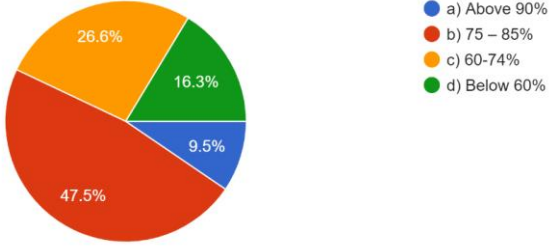
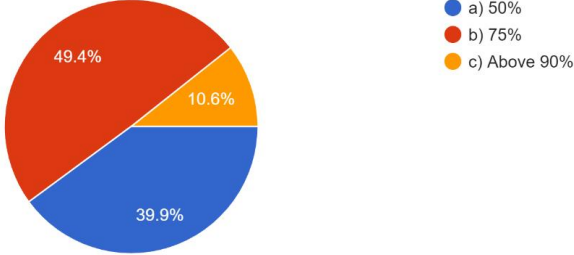
Academic Session 2021-2022

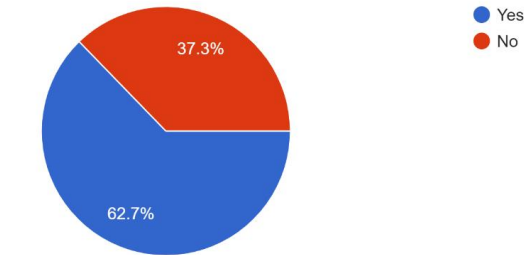
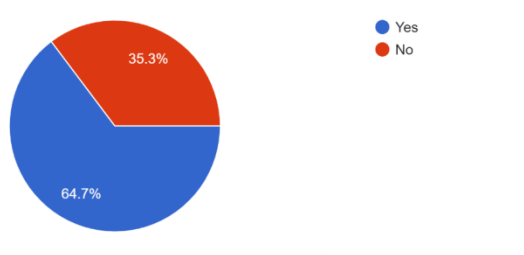
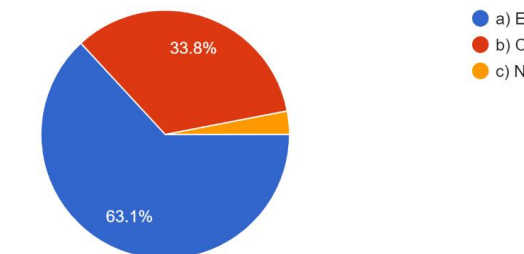
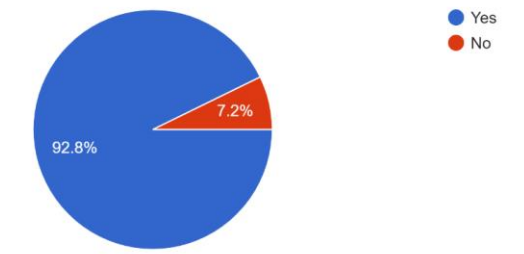
DR.KANAILAL BHATTACHARYYA COLLEGE

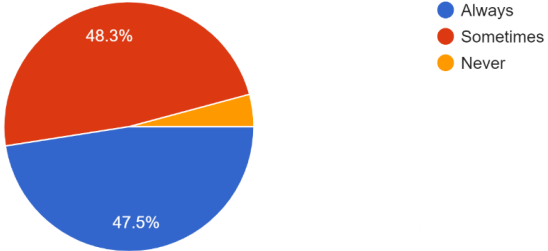
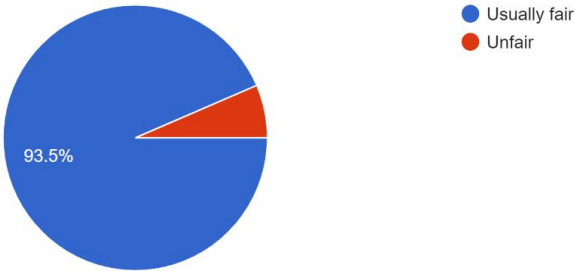
DEPARTMENT OF COMMERCE

Total number of students participated in the Survey: **266 (SEM I, SEM III & SEM V)**

Observations:

QUESTION	RESPONSE	GRAPHICAL PRESENTATION
1. What percentage of syllabus covered in your last semester?	Almost 10% of students said that above 90% of the syllabus was covered in last semester, 48% respondent students said between 70-85% syllabus was covered, 27% said between 60-74% and 16% said that below 50% syllabus was covered in last semester.	<p>What percentage of syllabus covered in your last semester? 263 responses</p>  <p>Legend: a) Above 90% b) 75 – 85% c) 60-74% d) Below 60%</p>
2. What percentages of teachers use ICT tools?	50% of respondents said that 75% of teachers use ICT tools, 40% respondent said that 50% of teachers use ICT tools and 11% of respondent said that above 90% of teachers use ICT tools.	<p>What percentages of teachers use ICT tools? 263 responses</p>  <p>Legend: a) 50% b) 75% c) Above 90%</p>

<p>3. Do you get access to Departmental /Seminal Library?</p>	<p>Among the students, 63% said that they get access to seminar library and remaining 37% of students said that they don't get access to seminar library.</p>	<p>Do you get access to Departmental /Seminal Library? 263 responses</p>  <p>Legend: Yes (Blue), No (Red)</p> <table border="1"> <thead> <tr> <th>Response</th> <th>Percentage</th> </tr> </thead> <tbody> <tr> <td>Yes</td> <td>62.7%</td> </tr> <tr> <td>No</td> <td>37.3%</td> </tr> </tbody> </table>	Response	Percentage	Yes	62.7%	No	37.3%		
Response	Percentage									
Yes	62.7%									
No	37.3%									
<p>4. Does the IT Laboratory infrastructure is adequate to meet your academic need. (Applicable for student of Semester III and VI only)?</p>	<p>Among the respondents 65% of the students said that IT laboratory infrastructure is adequate to meet their academic needs whereas remaining 35% students said that they are not satisfied with the IT laboratory infrastructure.</p>	<p>Does the IT Laboratory infrastructure is adequate to meet your academic need. (Applicable for student of Semester III and VI only) 170 responses</p>  <p>Legend: Yes (Blue), No (Red)</p> <table border="1"> <thead> <tr> <th>Response</th> <th>Percentage</th> </tr> </thead> <tbody> <tr> <td>Yes</td> <td>64.7%</td> </tr> <tr> <td>No</td> <td>35.3%</td> </tr> </tbody> </table>	Response	Percentage	Yes	64.7%	No	35.3%		
Response	Percentage									
Yes	64.7%									
No	35.3%									
<p>5. Do your teachers illustrate the concepts with examples and application?</p>	<p>Among the respondents, 63% of students said that their teachers illustrate the concept with examples and application.</p>	<p>Do your teachers illustrate the concepts with examples and applications? 263 responses</p>  <p>Legend: a) Every time (Blue), b) Occasionally (Red), c) Never (Yellow)</p> <table border="1"> <thead> <tr> <th>Response</th> <th>Percentage</th> </tr> </thead> <tbody> <tr> <td>a) Every time</td> <td>63.1%</td> </tr> <tr> <td>b) Occasionally</td> <td>33.8%</td> </tr> <tr> <td>c) Never</td> <td>3.1%</td> </tr> </tbody> </table>	Response	Percentage	a) Every time	63.1%	b) Occasionally	33.8%	c) Never	3.1%
Response	Percentage									
a) Every time	63.1%									
b) Occasionally	33.8%									
c) Never	3.1%									
<p>6. Do the faculty helpful and supportive?</p>	<p>93% of the students agree that their departmental faculty is helpful and supportive and remaining 7% do not agree with this.</p>	<p>Do the faculty helpful and supportive? 263 responses</p>  <p>Legend: Yes (Blue), No (Red)</p> <table border="1"> <thead> <tr> <th>Response</th> <th>Percentage</th> </tr> </thead> <tbody> <tr> <td>Yes</td> <td>92.8%</td> </tr> <tr> <td>No</td> <td>7.2%</td> </tr> </tbody> </table>	Response	Percentage	Yes	92.8%	No	7.2%		
Response	Percentage									
Yes	92.8%									
No	7.2%									

<p>7. Do your teachers encourage you to participate in extra-curricular activities?</p>	<p>48% of the respondent student said that their teachers always encourage them to participate in extra-curricular activities and 49% said that their teachers often encourage them to participate in extra-curricular activities.</p>	<p>Do your teachers encourage you to participate in extra-curricular activities? 263 responses</p>  <table border="1"> <thead> <tr> <th>Response</th> <th>Percentage</th> </tr> </thead> <tbody> <tr> <td>Always</td> <td>47.5%</td> </tr> <tr> <td>Sometimes</td> <td>48.3%</td> </tr> <tr> <td>Never</td> <td>4.2%</td> </tr> </tbody> </table>	Response	Percentage	Always	47.5%	Sometimes	48.3%	Never	4.2%
Response	Percentage									
Always	47.5%									
Sometimes	48.3%									
Never	4.2%									
<p>8. How far do you consider your internal assessment process to be fair?</p>	<p>94% of students responded that their internal assessment process is usually fair.</p>	<p>How far do you consider your internal assessment process to be fair? 263 responses</p>  <table border="1"> <thead> <tr> <th>Response</th> <th>Percentage</th> </tr> </thead> <tbody> <tr> <td>Usually fair</td> <td>93.5%</td> </tr> <tr> <td>Unfair</td> <td>6.5%</td> </tr> </tbody> </table>	Response	Percentage	Usually fair	93.5%	Unfair	6.5%		
Response	Percentage									
Usually fair	93.5%									
Unfair	6.5%									

9. Following are some suggestions put forwarded by students of Department of COMMERCE:

- a) Department needs an IT lab as well as a digital classroom.
- b) Need more study materials.
- c) Most of the students wish to come to the college and do classes regularly, whereas some students suggested that classes should be done offline as well as online.
- d) Need more practice tests.
- e) Need more seminars.
- f) Need more current edition books in College Library.
- g) Need extra classes daily.